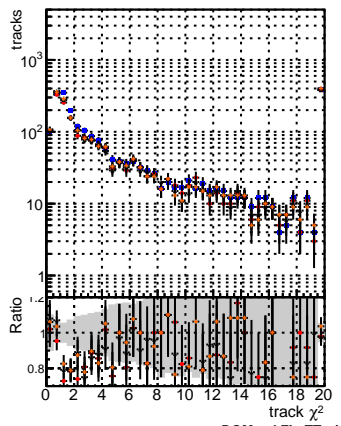
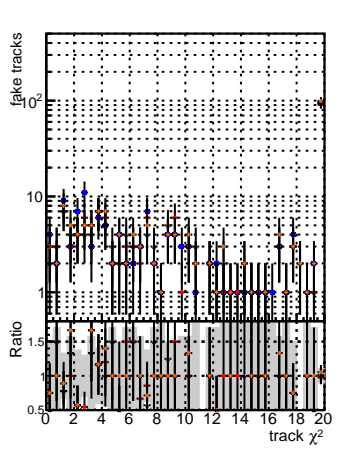
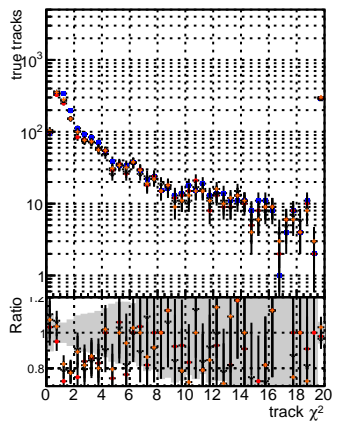


N of reco track vs normalized χ^2



N of associated (recoToSim) tracks vs normalized χ^2



N of associated (recoToSim) looper tracks vs normalized χ^2



N of reco track vs. χ^2 for BDM, MRE, Trivial, and Loopers. Legend: BDM (blue circles), MRE (orange squares), Trivial (black triangles), Loopers (red diamonds). Dashed lines represent ratios. The bottom row of plots is for ALLITERS-106.

