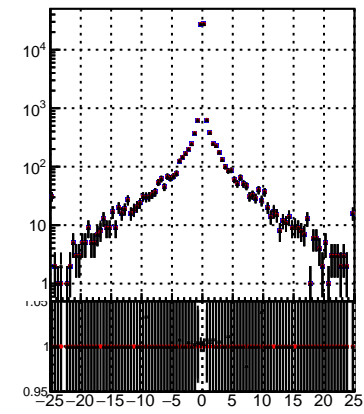
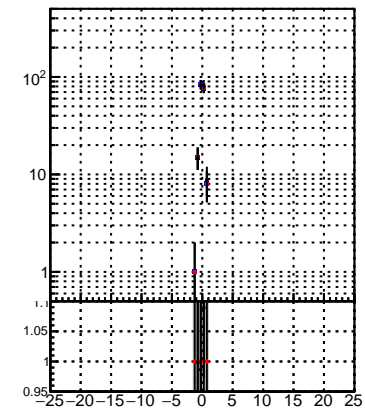


N of simulated tracks vs dxy(PV)

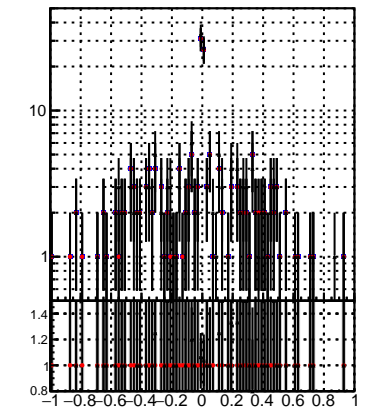
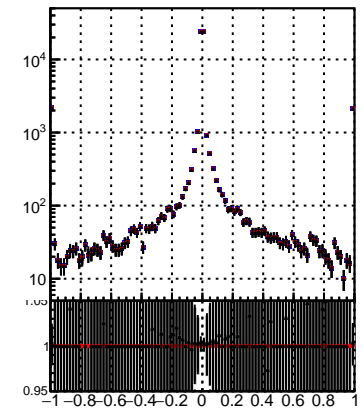


N of associated tracks (simToReco) vs dxy(PV)

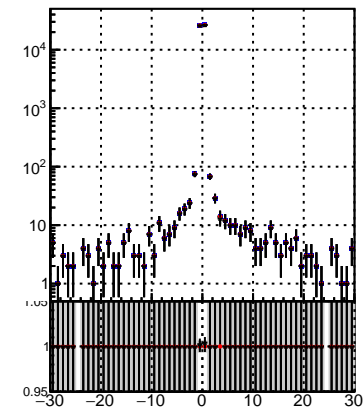


Legend for the top row plots:
- /data2/legianni/JSON-bkwd-fwd/no-modif/CMSSW_13_0_X_2023-01-24-1100/src/DQM_original (black line with squares)
- DQM_modified (red line with circles)
- DQM_modified_4iter-NewERR (black line with triangles)

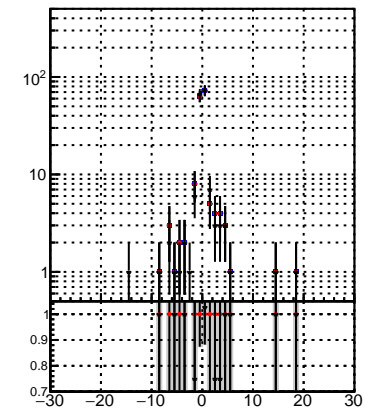
N of sim



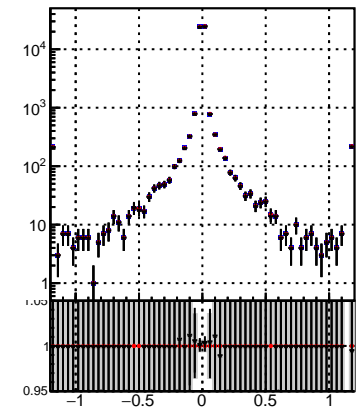
N of simulated tracks vs dz(PV)



N of associated tracks (simToReco) vs dz(PV)



N of simulated tracks vs dz(PV)



N of associated tracks (simToReco) vs dz(PV)

