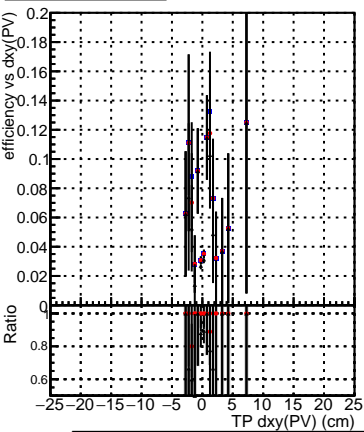
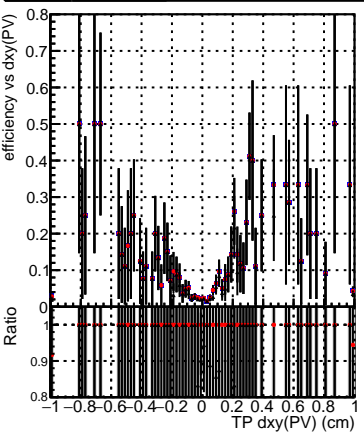


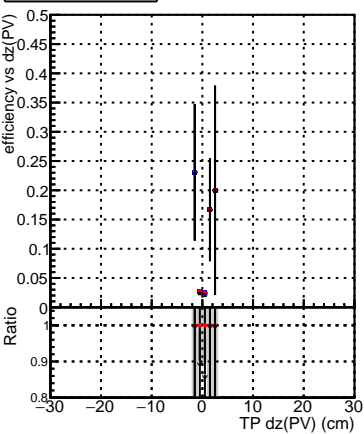
Efficiency vs Dxy(PV)



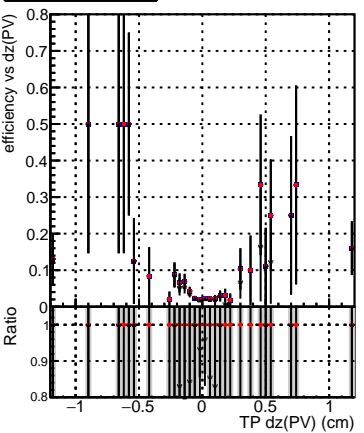
Efficiency vs Dxy(PV)



Efficiency vs Dz(PV)



Efficiency vs Dz(PV)



Legend for the plots:

- DQM_V0001_R000000001_Global_mkFit1000o_RECO (Blue line with squares)
- DQM_V0001_R000000001_Global_mkFit1000_RECO (Red line with circles)
- DQM_V0001_R000000001_Global_mkFit1000ATime_RECO (Black line with triangles)