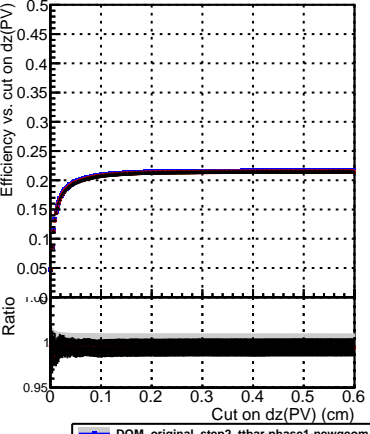
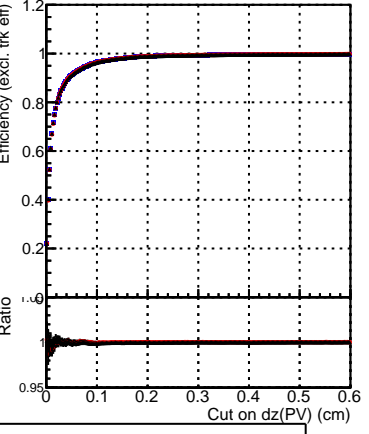


Efficiency vs. dz (PV)

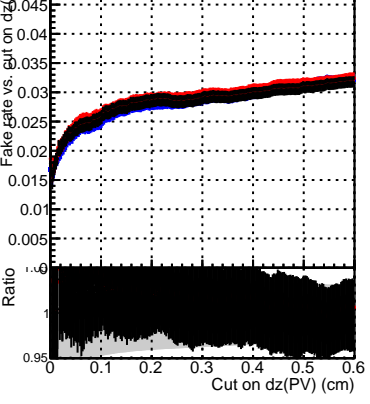


Efficiency (tracking eff factorized out) vs. dz (PV)



Legend:  
DQM\_original\_step2\_ttbar-phase1-newgeom (blue line with squares)  
DQM\_pixelCPETemplate\_step2\_ttbar-phase1-newgeom (red line with circles)  
DQM\_pixelCPETemplateCutChiSquareNew\_step2\_ttbar-phase1-newgeom (black line with triangles)

Fake rate



Pileup rate vs. cut on dz (PV)

