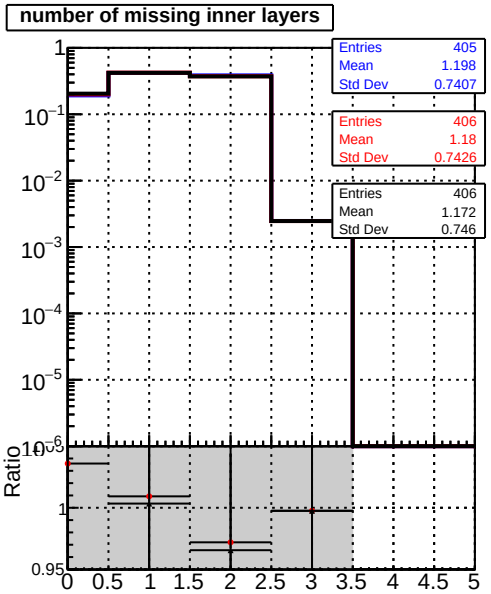
number of missing inner layers
Entries 405
Mean 1.198
Std Dev 0.7407
Entries 406
Mean 1.18
Std Dev 0.7426
Entries 406
Mean 1.172
Std Dev 0.746
Ratio

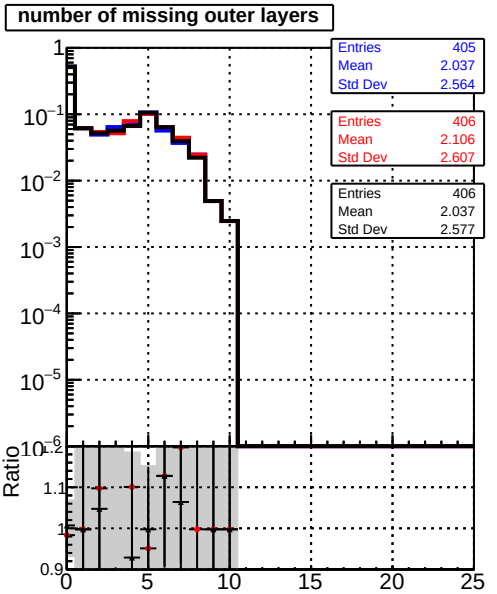
number of missing outer layers
Entries 405
Mean 2.037
Std Dev 2.564
Entries 406
Mean 2.106
Std Dev 2.607
Entries 406
Mean 2.037
Std Dev 2.577
Ratio

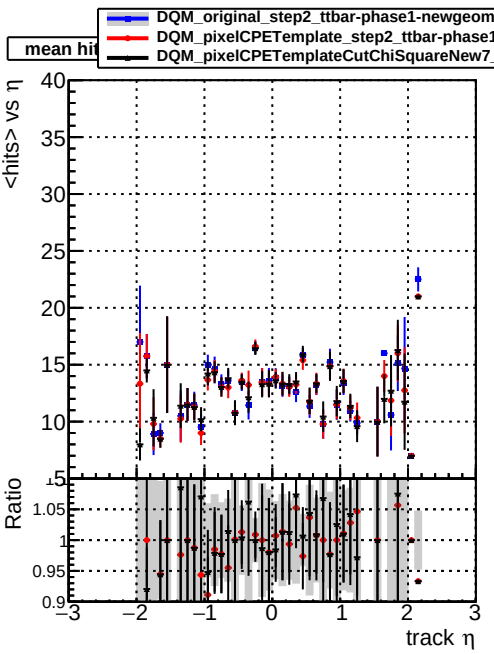
DQM_original_step2_ttbar-phase1-newgeom
DQM_pixelCPETemplate_step2_ttbar-phase1-newgeom
DQM_pixelCPETemplateCutChiSquareNew7_step2_ttbar-phase1-newgeom
mean hit
<hits> vs η
Ratio
track η

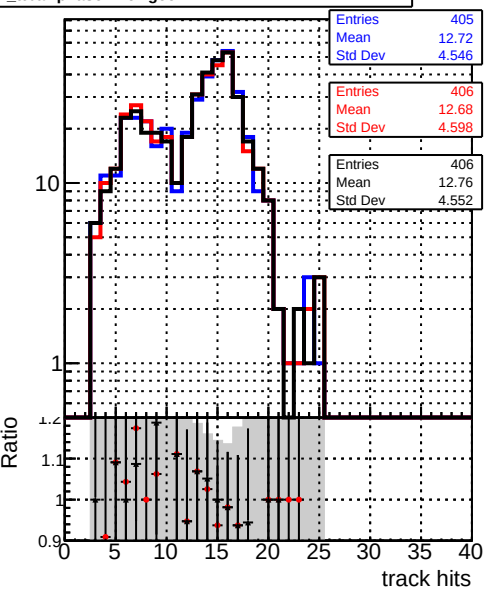
Entries 405
Mean 12.72
Std Dev 4.546
Entries 406
Mean 12.68
Std Dev 4.598
Entries 406
Mean 12.76
Std Dev 4.552
Ratio
track hits

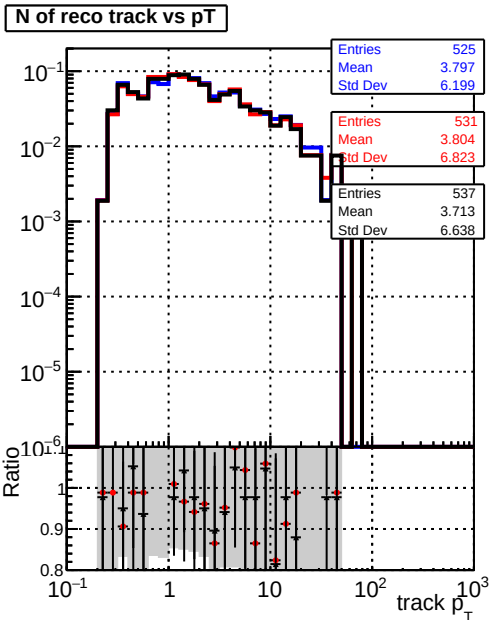
N of reco track vs pT
Entries 525
Mean 3.797
Std Dev 6.199
Entries 531
Mean 3.804
Std Dev 6.823
Entries 537
Mean 3.713
Std Dev 6.638
Ratio
track p_T