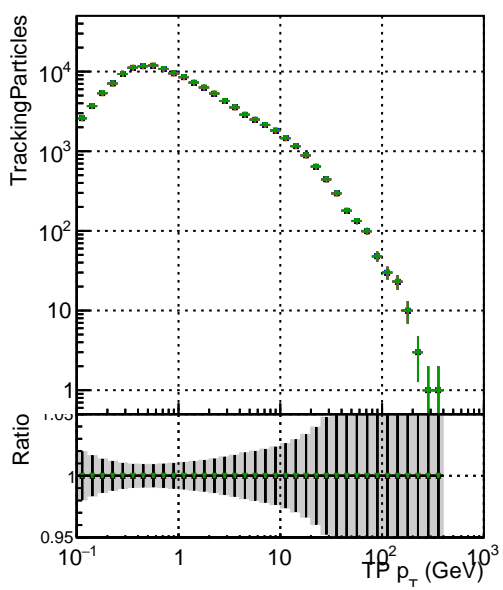
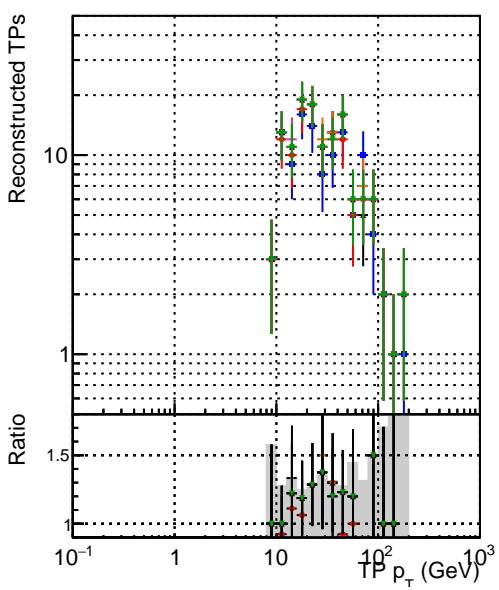
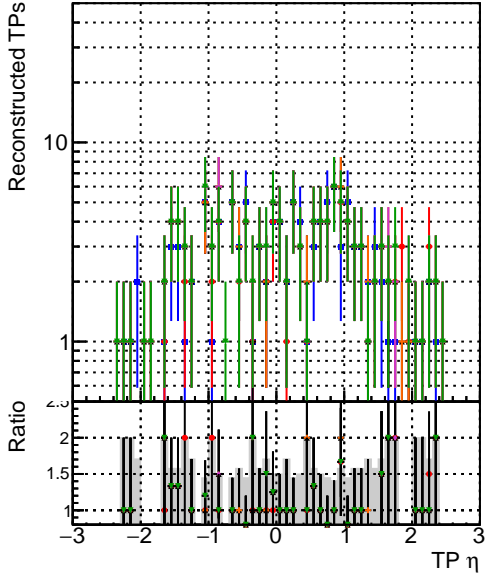
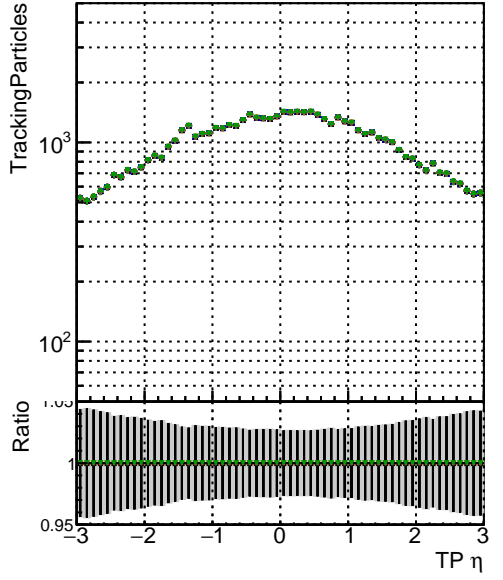
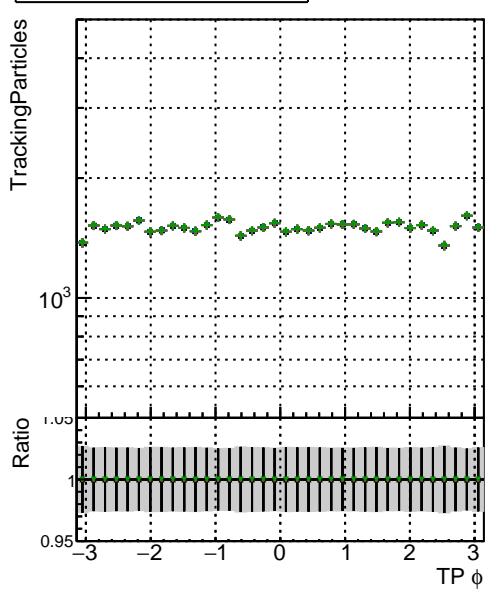


N of simulated tracks vs pT**N of associated tracks (simToReco) vs pT**

N of sim

Blue line	DDM	of	id	cal	step2	tbar	phase1	newgeom
Red line	DDM	of	id	cal	step2	tbar	phase1	newgeom
Green line	DDM	of	id	cal	step2	tbar	phase1	newgeom
Blue line	DDM	of	id	cal	step2	tbar	phase1	newgeom
Red line	DDM	of	id	cal	step2	tbar	phase1	newgeom
Green line	DDM	of	id	cal	step2	tbar	phase1	newgeom

**N of simulated tracks vs phi****N of associated tracks (simToReco) vs phi**