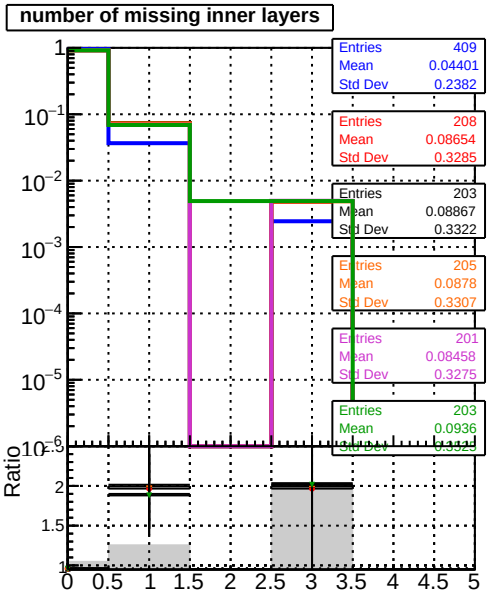
number of missing inner layers
Entries 409
Mean 0.04401
Std Dev 0.2382
Entries 208
Mean 0.08654
Std Dev 0.3285
Entries 203
Mean 0.08867
Std Dev 0.3322
Entries 205
Mean 0.0878
Std Dev 0.3307
Entries 201
Mean 0.08458
Std Dev 0.3275
Entries 203
Mean 0.0936
Ratio

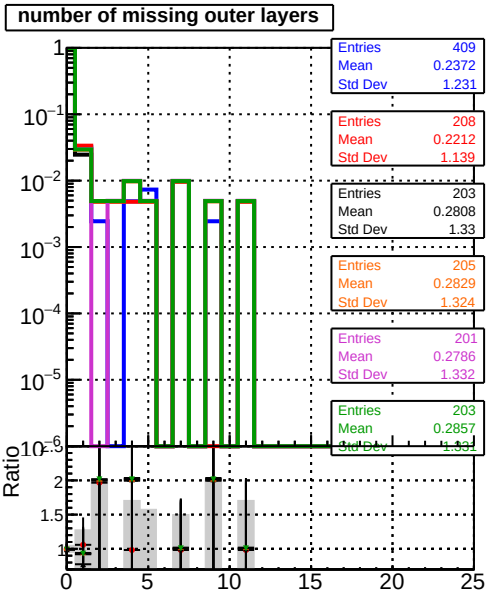
number of missing outer layers
Entries 409
Mean 0.2372
Std Dev 1.231
Entries 208
Mean 0.2212
Std Dev 1.139
Entries 203
Mean 0.2808
Std Dev 1.33
Entries 205
Mean 0.2829
Std Dev 1.324
Entries 201
Mean 0.2786
Std Dev 1.332
Entries 203
Mean 0.2857
Ratio

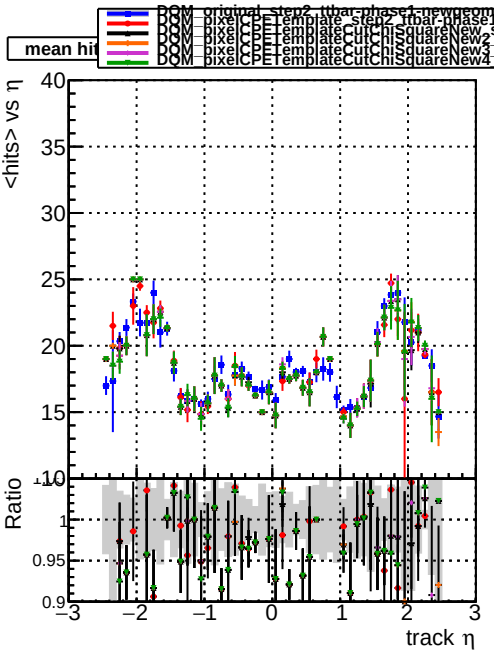
DQM_original_step2_ttbar-phase1-newgeom
DQM_pixelCPETemplate_step2_ttbar-phase1-newgeom
DQM_pixelCPETemplateCutChiSquareNew_step2_ttbar-phase1-newgeom
DQM_pixelCPETemplateCutChiSquareNew2_step2_ttbar-phase1-newgeom
DQM_pixelCPETemplateCutChiSquareNew3_step2_ttbar-phase1-newgeom
DQM_pixelCPETemplateCutChiSquareNew4_step2_ttbar-phase1-newgeom
mean hit
<hits> vs η
Ratio
track η

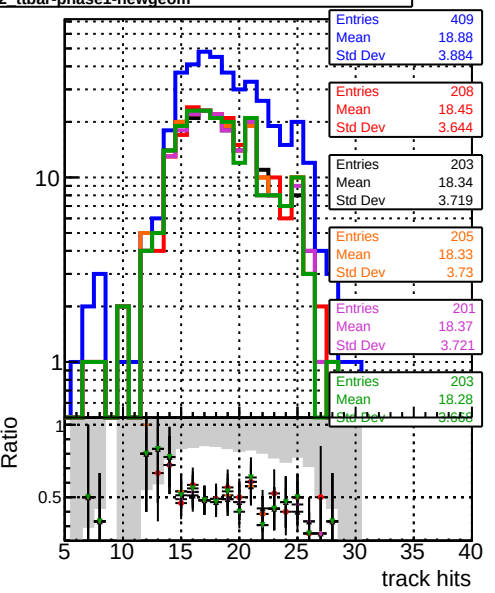
Entries 409
Mean 18.88
Std Dev 3.884
Entries 208
Mean 18.45
Std Dev 3.644
Entries 203
Mean 18.34
Std Dev 3.719
Entries 205
Mean 18.33
Std Dev 3.73
Entries 201
Mean 18.37
Std Dev 3.721
Entries 203
Mean 18.28
Ratio
track hits

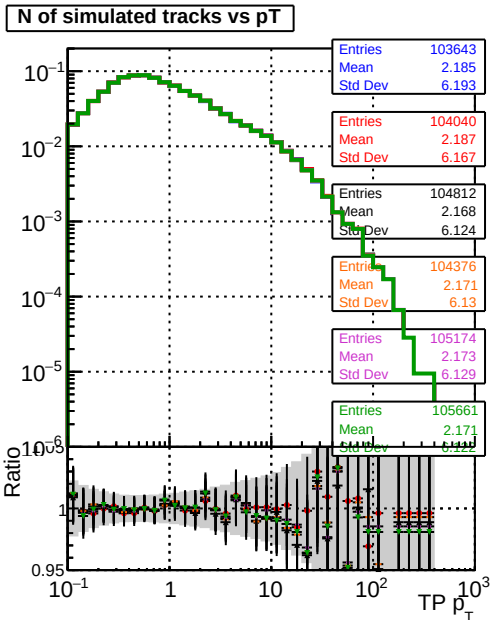
N of simulated tracks vs pT
Entries 103643
Mean 2.185
Std Dev 6.193
Entries 104040
Mean 2.187
Std Dev 6.167
Entries 104812
Mean 2.168
Std Dev 6.124
Entries 104376
Mean 2.171
Std Dev 6.13
Entries 105174
Mean 2.173
Std Dev 6.129
Entries 105661
Mean 2.171
Ratio
TP p_T

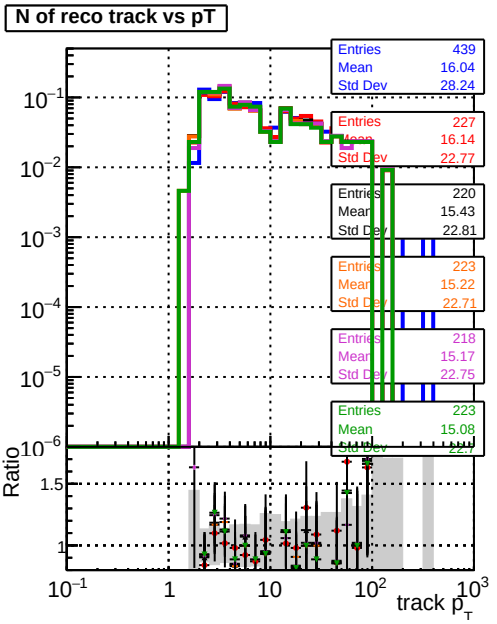
N of reco track vs pT
Entries 439
Mean 16.04
Std Dev 28.24
Entries 227
Mean 16.14
Std Dev 22.77
Entries 220
Mean 15.43
Std Dev 22.81
Entries 223
Mean 15.22
Std Dev 22.71
Entries 218
Mean 15.17
Std Dev 22.75
Entries 223
Mean 15.08
Ratio
track p_T