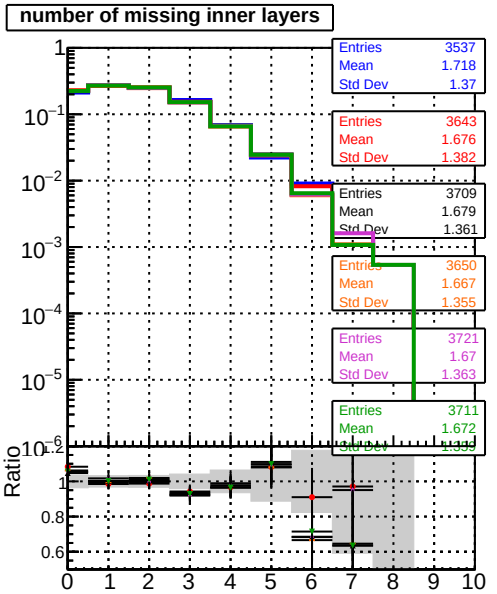
number of missing inner layers
Entries 3537
Mean 1.718
Std Dev 1.37
Entries 3643
Mean 1.676
Std Dev 1.382
Entries 3709
Mean 1.679
Std Dev 1.361
Entries 3650
Mean 1.667
Std Dev 1.355
Entries 3721
Mean 1.67
Std Dev 1.363
Entries 3711
Mean 1.672
Ratio

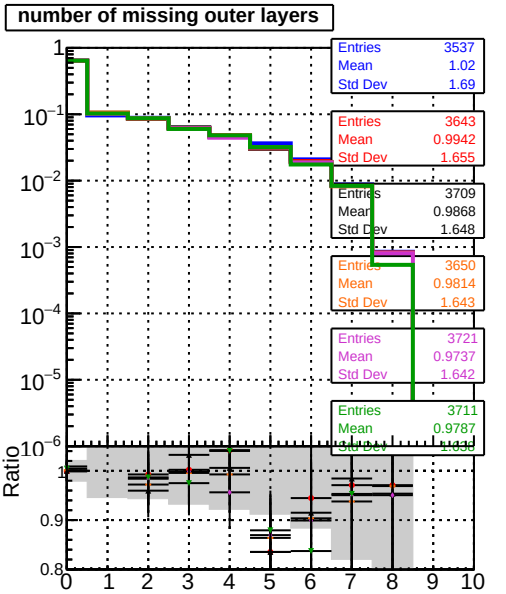
number of missing outer layers
Entries 3537
Mean 1.02
Std Dev 1.69
Entries 3643
Mean 0.9942
Std Dev 1.655
Entries 3709
Mean 0.9868
Std Dev 1.648
Entries 3650
Mean 0.9814
Std Dev 1.643
Entries 3721
Mean 0.9737
Std Dev 1.642
Entries 3711
Mean 0.9787
Ratio

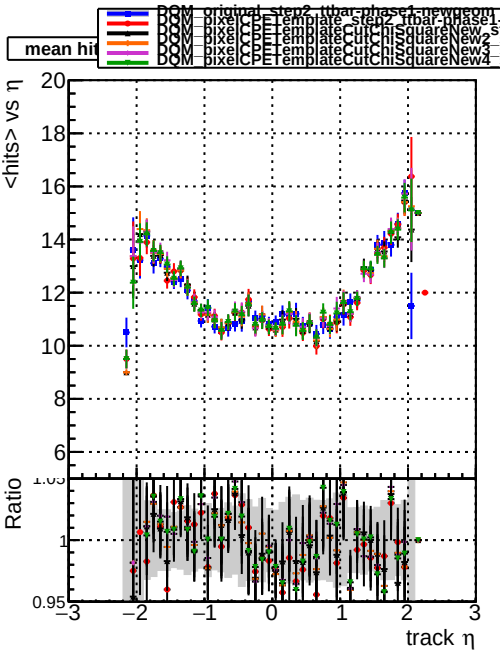
DQM_original_step2_ttbar-phase1-newgeom
DQM_pixelCPETemplate_step2_ttbar-phase1-newgeom
DQM_pixelCPETemplateCutChiSquareNew_step2_ttbar-phase1-newgeom
DQM_pixelCPETemplateCutChiSquareNew2_step2_ttbar-phase1-newgeom
DQM_pixelCPETemplateCutChiSquareNew3_step2_ttbar-phase1-newgeom
DQM_pixelCPETemplateCutChiSquareNew4_step2_ttbar-phase1-newgeom
<hits> vs η
Ratio
track η

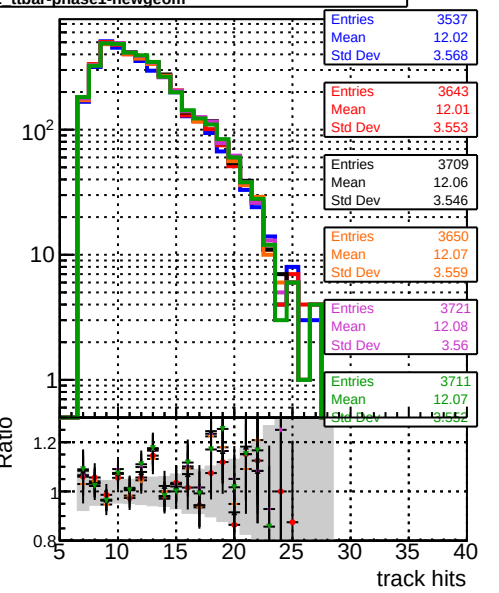
Entries 3537
Mean 12.02
Std Dev 3.568
Entries 3643
Mean 12.01
Std Dev 3.553
Entries 3709
Mean 12.06
Std Dev 3.546
Entries 3650
Mean 12.07
Std Dev 3.559
Entries 3721
Mean 12.08
Std Dev 3.56
Entries 3711
Mean 12.07
Ratio
track hits

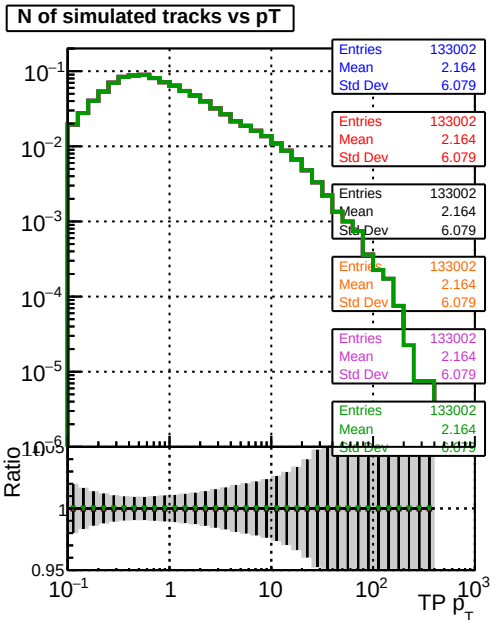
N of simulated tracks vs pT
Entries 133002
Mean 2.164
Std Dev 6.079
Entries 133002
Mean 2.164
Std Dev 6.079
Entries 133002
Mean 2.164
Std Dev 6.079
Entries 133002
Mean 2.164
Std Dev 6.079
Entries 133002
Mean 2.164
Ratio
TP p_T

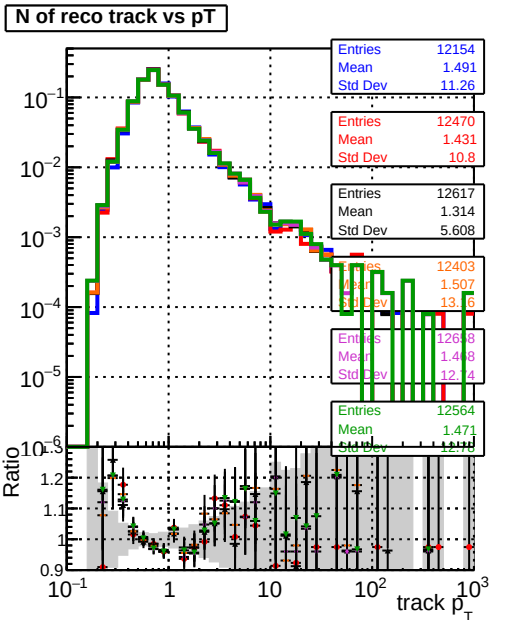
N of reco track vs pT
Entries 12154
Mean 1.491
Std Dev 11.26
Entries 12470
Mean 1.431
Std Dev 10.8
Entries 12617
Mean 1.314
Std Dev 5.608
Entries 12403
Entries 12564
Mean 1.471
Ratio
track p_T