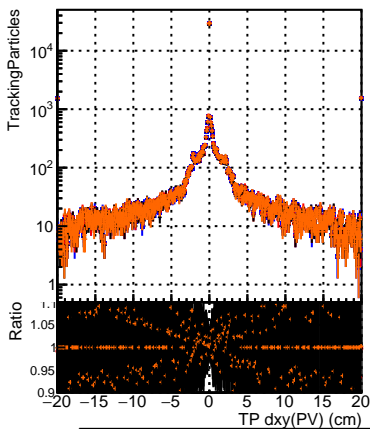
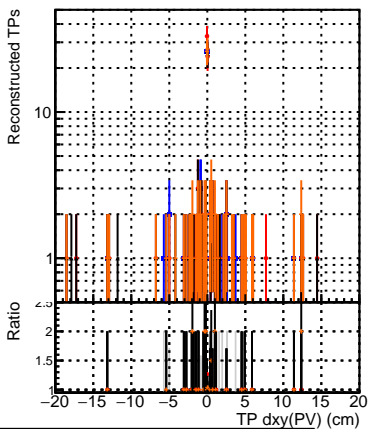
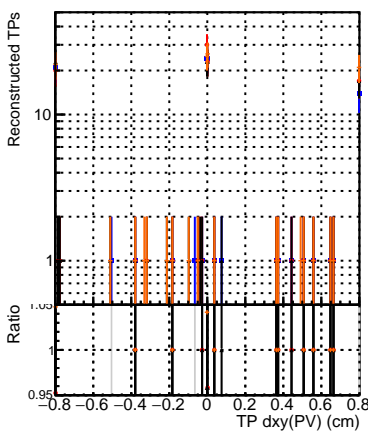
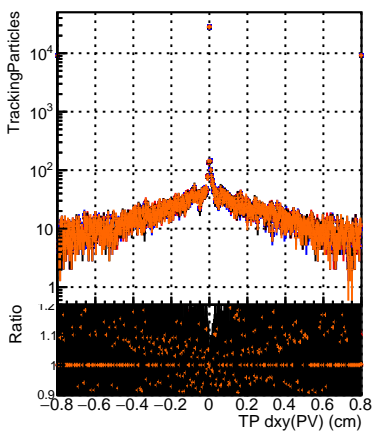
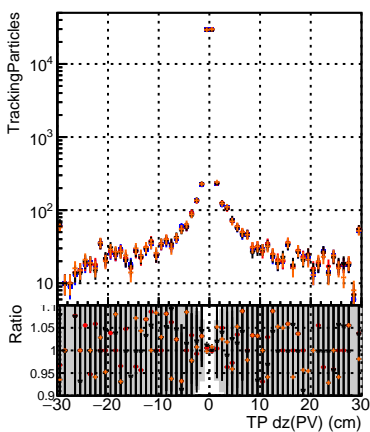
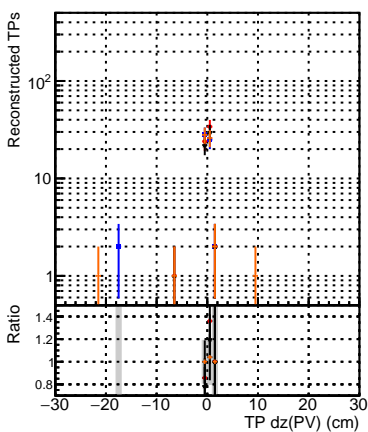
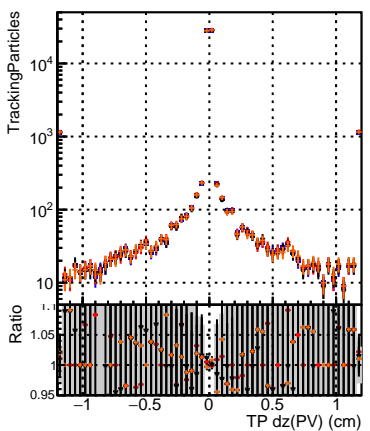
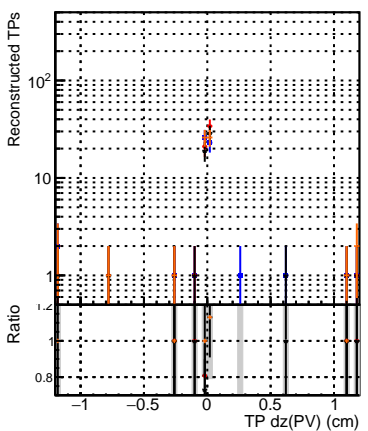


N of simulated tracks vs dxy(PV)**N of associated tracks (simToReco) vs dxy(PV)****N of sim****N of simulated tracks vs dz(PV)****N of associated tracks (simToReco) vs dz(PV)****N of simulated tracks vs dz(PV)****N of associated tracks (simToReco) vs dz(PV)**

— DQM_original_step2_ttbbar-phase1-newgeom
— DQM_pixelCPETemplate_step2_ttbbar-phase1-newgeom
— DQM_pixelCPETemplateCutChiSquare15_step2_ttbbar-phase1-newgeom
— DQM_pixelCPETemplateCutChiSquare5_step2_ttbbar-phase1-newgeom_test