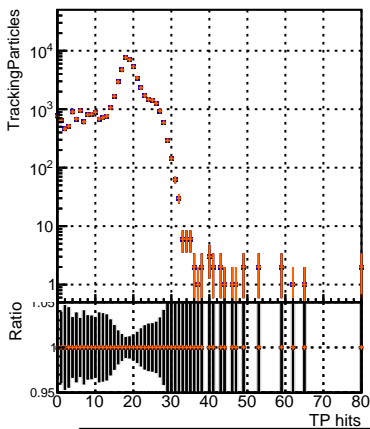
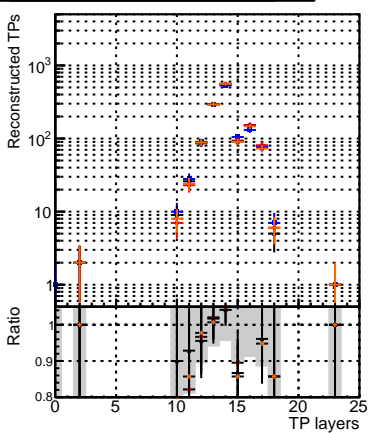
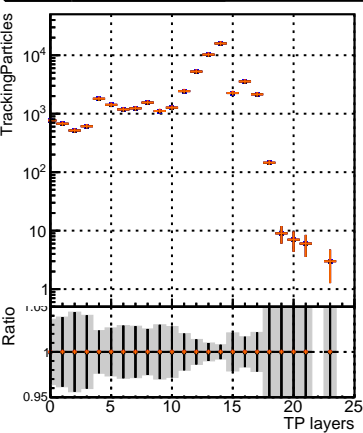
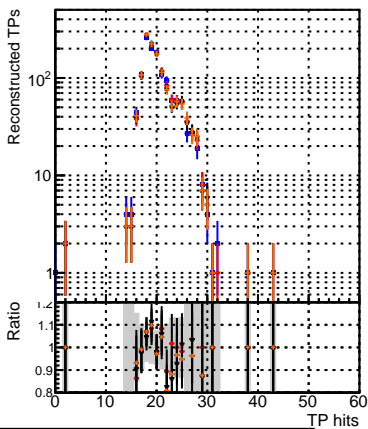
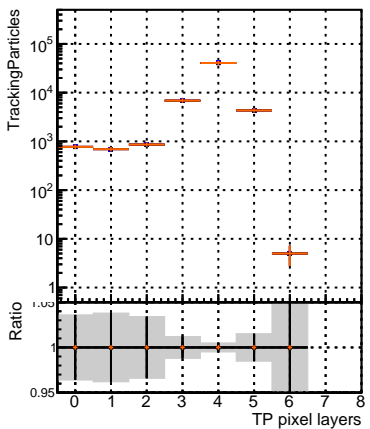
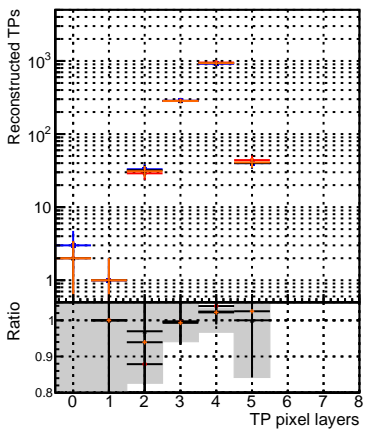
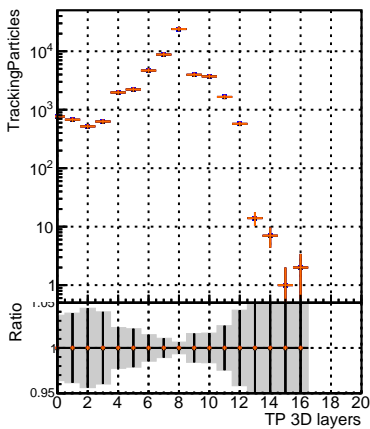


N of simulated tracks vs hit

— DQM_original_step2_ttbar-phase1-newgeom
— DQM_pixelCPETemplate_step2_ttbar-phase1-newgeom
— DQM_pixelCPETemplateCutChiSquare15_step2_ttbar-phase1-newgeom
— DQM_pixelCPETemplateCutChiSquare5_step2_ttbar-phase1-newgeom_test

N of associated tracks (simToReco) vs hit**N of simulated tracks vs pixel layer****N of associated tracks (simToReco) vs pixel layer****N of simulated tracks vs 3D layer****N of associated tracks (simToReco) vs 3D layer**