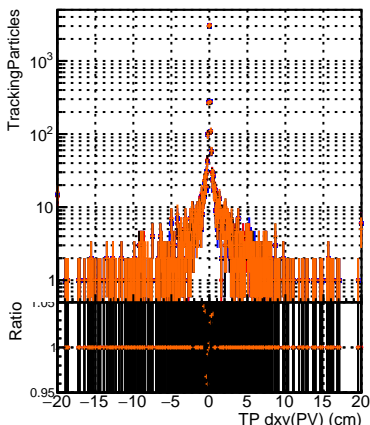
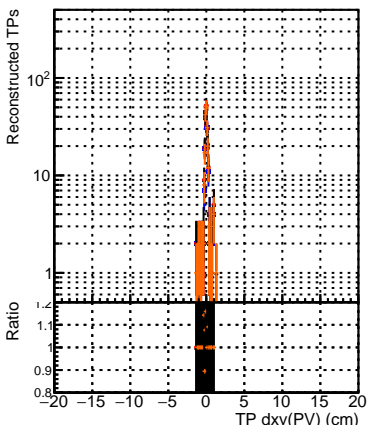


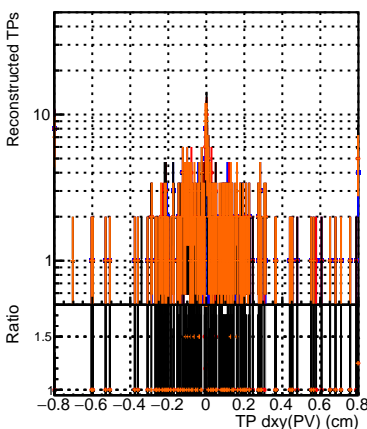
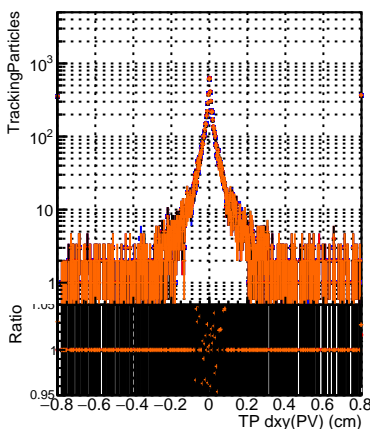
N of simulated tracks vs dxy(PV)



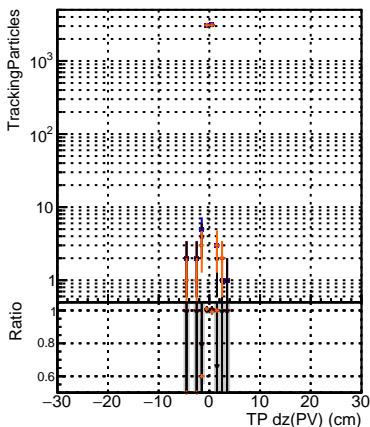
N of associated tracks (simToReco) vs dxy(PV)



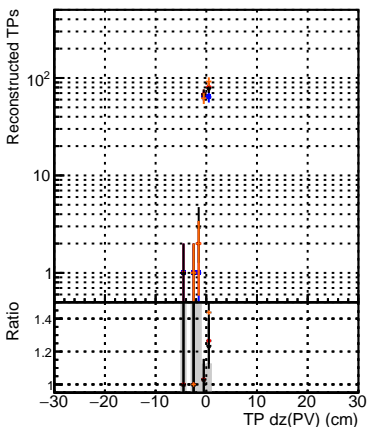
N of sim



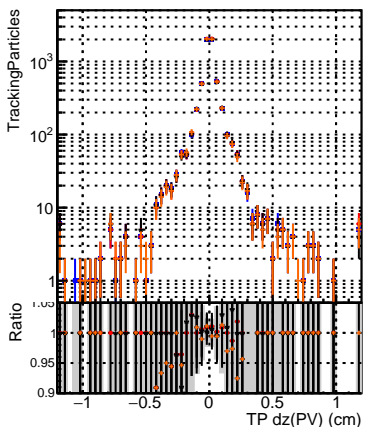
N of simulated tracks vs dz(PV)



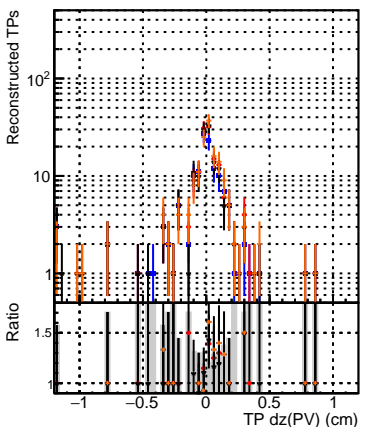
N of associated tracks (simToReco) vs dz(PV)



N of simulated tracks vs dz(PV)



N of associated tracks (simToReco) vs dz(PV)



— DQM\_original\_step2\_ttbbar-phase1-newgeom  
— DQM\_pixelCPETemplate\_step2\_ttbbar-phase1-newgeom  
— DQM\_pixelCPETemplateCutChiSquare15\_step2\_ttbbar-phase1-newgeom  
— DQM\_pixelCPETemplateCutChiSquare5\_step2\_ttbbar-phase1-newgeom\_test