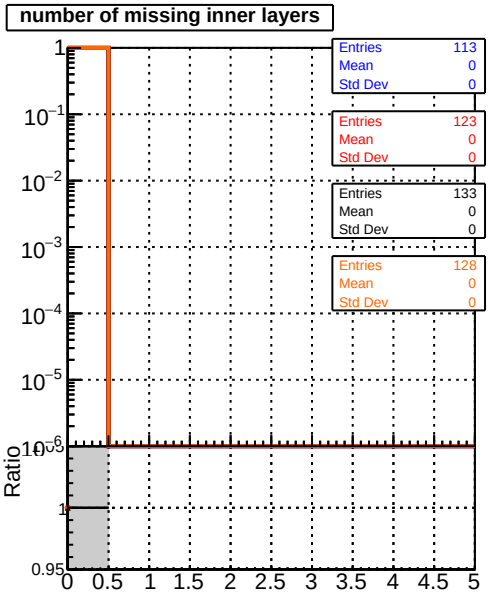
number of missing inner layers
Entries 113
Mean 0
Std Dev 0
Entries 123
Mean 0
Std Dev 0
Entries 133
Mean 0
Std Dev 0
Entries 128
Mean 0
Std Dev 0
Ratio

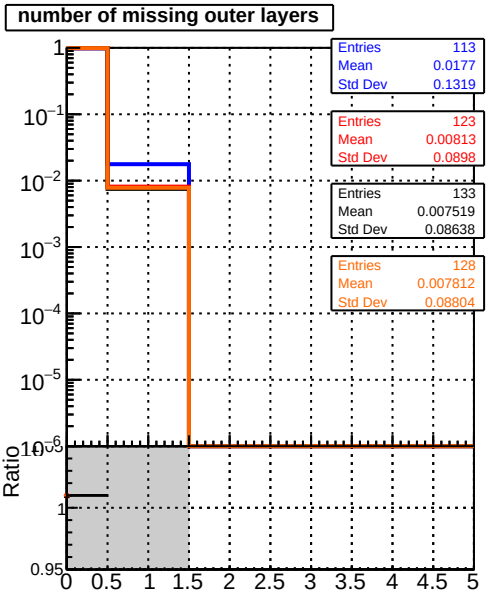
number of missing outer layers
Entries 113
Mean 0.0177
Std Dev 0.1319
Entries 123
Mean 0.00813
Std Dev 0.0898
Entries 133
Mean 0.007519
Std Dev 0.08638
Entries 128
Mean 0.007812
Std Dev 0.08804
Ratio

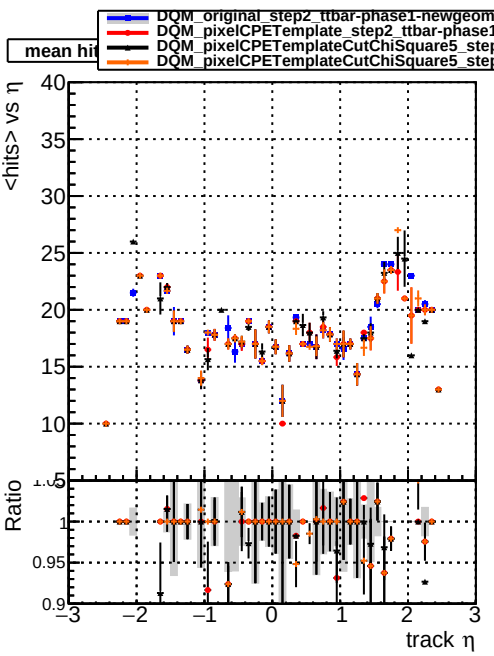
DQM_original_step2_ttbar-phase1-newgeom
DQM_pixelCPETemplate_step2_ttbar-phase1-newgeom
DQM_pixelCPETemplateCutChiSquare5_step2_ttbar-phase1-newgeom
DQM_pixelCPETemplateCutChiSquare5_step2_ttbar-phase1-newgeom_test
mean hit
<hits> vs η
Ratio
track η

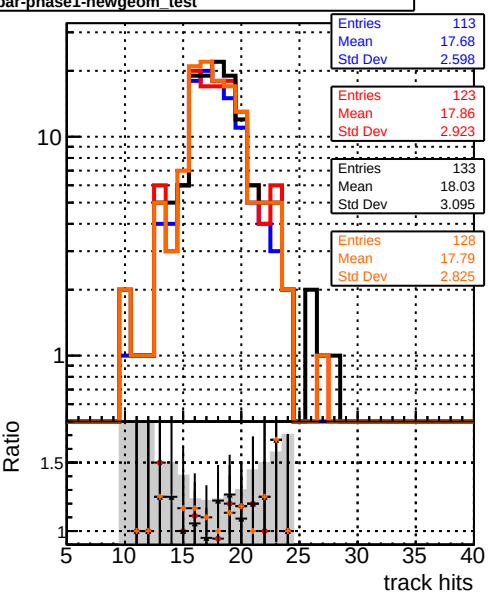
Entries 113
Mean 17.68
Std Dev 2.598
Entries 123
Mean 17.86
Std Dev 2.923
Entries 133
Mean 18.03
Std Dev 3.095
Entries 128
Mean 17.79
Std Dev 2.825
Ratio
track hits

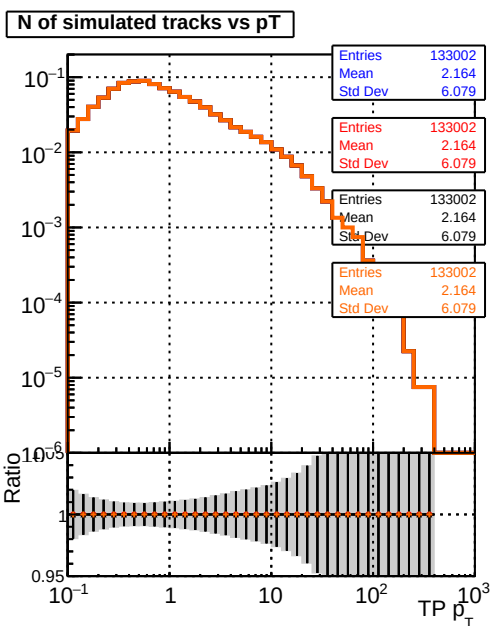
N of simulated tracks vs pT
Entries 133002
Mean 2.164
Std Dev 6.079
Entries 133002
Mean 2.164
Std Dev 6.079
Entries 133002
Mean 2.164
Std Dev 6.079
Entries 133002
Mean 2.164
Std Dev 6.079
Ratio
TP p_T

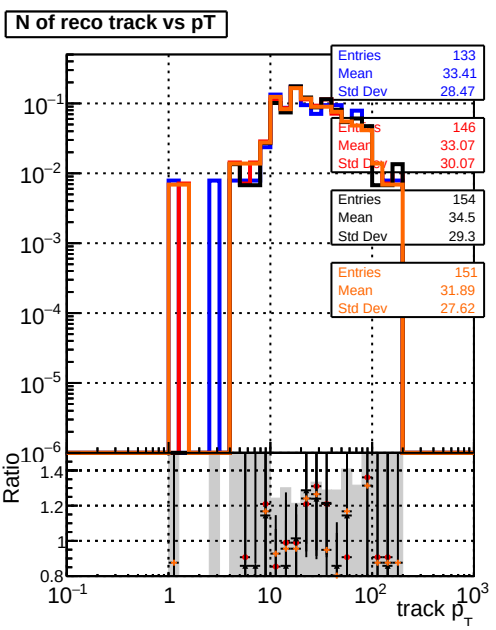
N of reco track vs pT
Entries 133
Mean 33.41
Std Dev 28.47
Entries 146
Mean 33.07
Std Dev 30.07
Entries 154
Mean 34.5
Std Dev 29.3
Entries 151
Mean 31.89
Std Dev 27.62
Ratio
track p_T