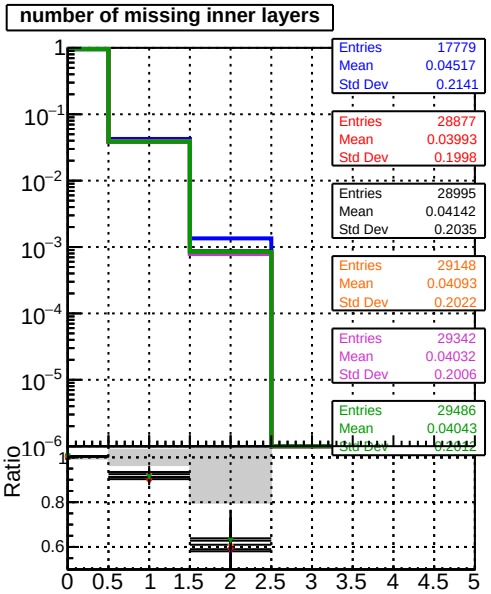
number of missing inner layers
Entries 17779
Mean 0.04517
Std Dev 0.2141
Entries 28877
Mean 0.03993
Std Dev 0.1998
Entries 28995
Mean 0.04142
Std Dev 0.2035
Entries 29148
Mean 0.04093
Std Dev 0.2022
Entries 29342
Mean 0.04032
Std Dev 0.2006
Entries 29486
Mean 0.04043
Ratio

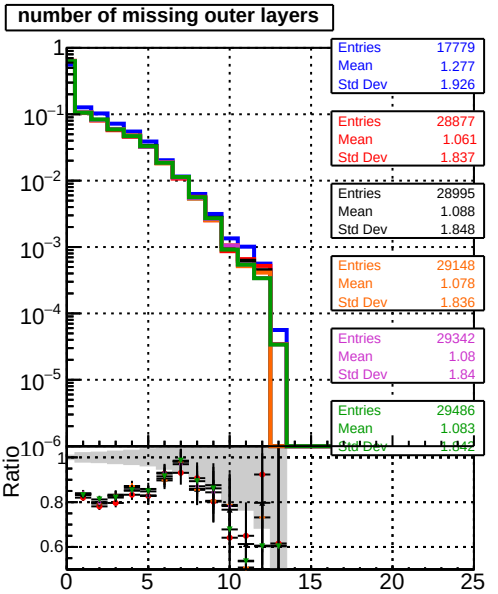
number of missing outer layers
Entries 17779
Mean 1.277
Std Dev 1.926
Entries 28877
Mean 1.061
Std Dev 1.837
Entries 28995
Mean 1.088
Std Dev 1.848
Entries 29148
Mean 1.078
Std Dev 1.836
Entries 29342
Mean 1.08
Std Dev 1.84
Entries 29486
Mean 1.083
Ratio

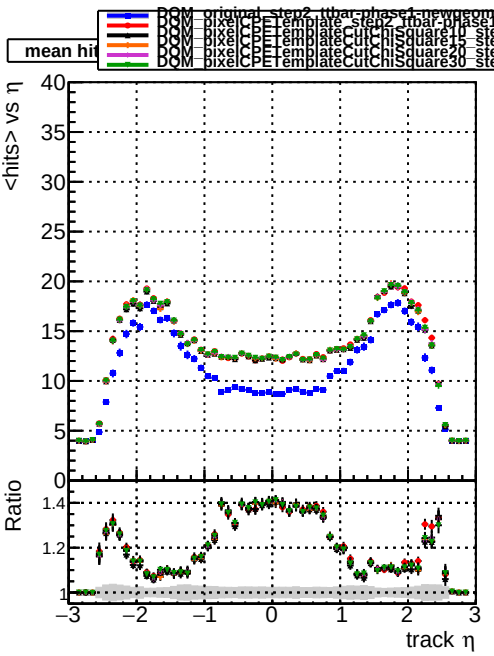
DQM_original_step2_ttbar-phase1-newgeom
DQM_pixelCPETemplate_step2_ttbar-phase1-newgeom
DQM_pixelCPETemplateCutChiSquare10_step2_ttbar-phase1-newgeom
DQM_pixelCPETemplateCutChiSquare15_step2_ttbar-phase1-newgeom
DQM_pixelCPETemplateCutChiSquare20_step2_ttbar-phase1-newgeom
DQM_pixelCPETemplateCutChiSquare30_step2_ttbar-phase1-newgeom
mean hit
<hits> vs η
Ratio
track η

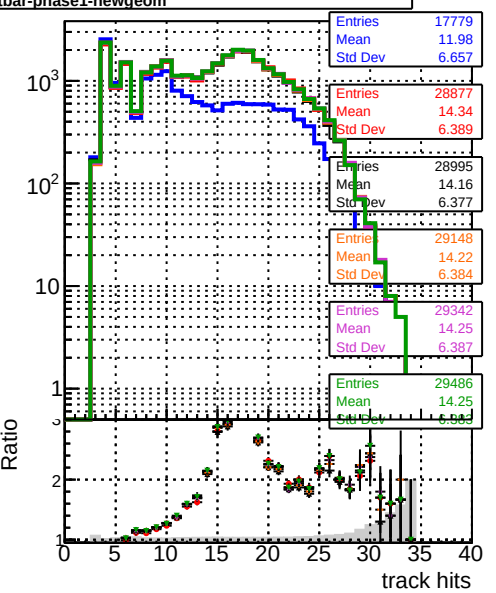
Entries 17779
Mean 11.98
Std Dev 6.657
Entries 28877
Mean 14.34
Std Dev 6.389
Entries 28995
Mean 14.16
Std Dev 6.377
Entries 29148
Mean 14.22
Std Dev 6.384
Entries 29342
Mean 14.25
Std Dev 6.387
Entries 29486
Mean 14.25
Ratio
track hits

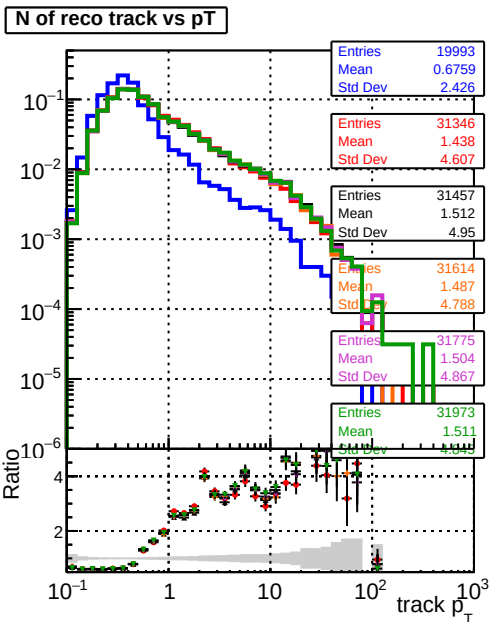
N of reco track vs pT
Entries 19993
Mean 0.6759
Std Dev 2.426
Entries 31346
Mean 1.438
Std Dev 4.607
Entries 31457
Mean 1.512
Std Dev 4.95
Entries 31614
Mean 1.487
Entries 31775
Mean 1.504
Std Dev 4.867
Entries 31973
Mean 1.511
Ratio
track p_T