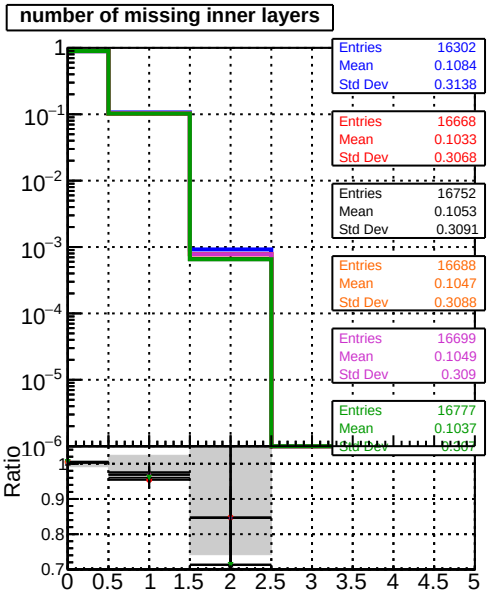
number of missing inner layers
Entries 16302
Mean 0.1084
Std Dev 0.3138
Entries 16668
Mean 0.1033
Std Dev 0.3068
Entries 16752
Mean 0.1053
Std Dev 0.3091
Entries 16688
Mean 0.1047
Std Dev 0.3088
Entries 16699
Mean 0.1049
Std Dev 0.309
Entries 16777
Mean 0.1037
Ratio

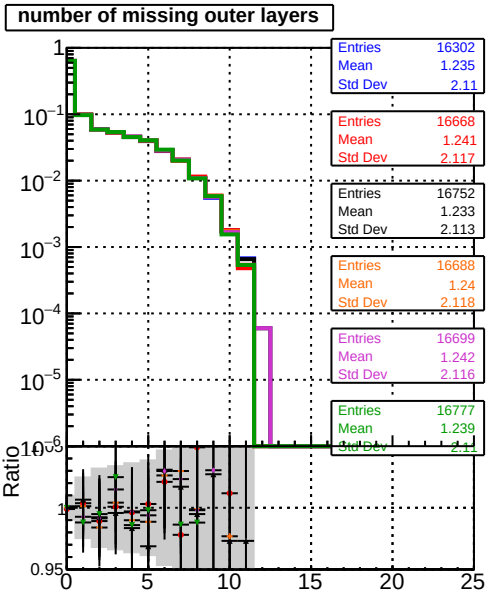
number of missing outer layers
Entries 16302
Mean 1.235
Std Dev 2.11
Entries 16668
Mean 1.241
Std Dev 2.117
Entries 16752
Mean 1.233
Std Dev 2.113
Entries 16688
Mean 1.24
Std Dev 2.118
Entries 16699
Mean 1.242
Std Dev 2.116
Entries 16777
Mean 1.239
Ratio

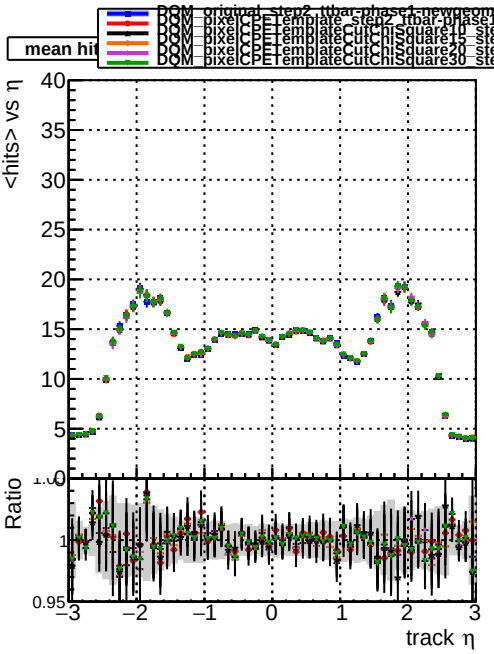
DQM_original_step2_ttbar-phase1-newgeom
DQM_pixelCPETemplate_step2_ttbar-phase1-newgeom
DQM_pixelCPETemplateCutChiSquare10_step2_ttbar-phase1-newgeom
DQM_pixelCPETemplateCutChiSquare15_step2_ttbar-phase1-newgeom
DQM_pixelCPETemplateCutChiSquare20_step2_ttbar-phase1-newgeom
DQM_pixelCPETemplateCutChiSquare30_step2_ttbar-phase1-newgeom
<hits> vs η
Ratio
track η

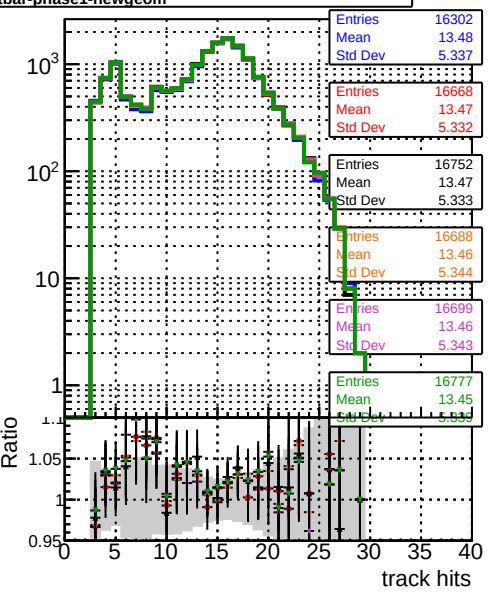
Entries 16302
Mean 13.48
Std Dev 5.337
Entries 16668
Mean 13.47
Std Dev 5.332
Entries 16752
Mean 13.47
Std Dev 5.333
Entries 16688
Mean 13.46
Std Dev 5.344
Entries 16699
Mean 13.46
Std Dev 5.343
Entries 16777
Mean 13.45
Ratio
track hits

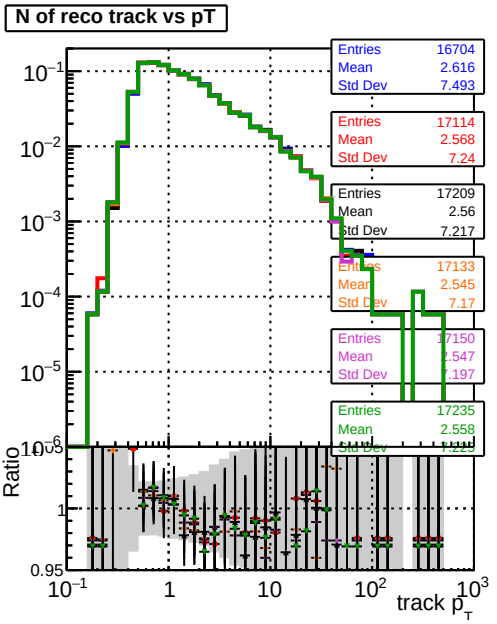
N of reco track vs pT
Entries 16704
Mean 2.616
Std Dev 7.493
Entries 17114
Mean 2.568
Std Dev 7.24
Entries 17209
Mean 2.56
Std Dev 7.217
Entries 17133
Mean 2.545
Std Dev 7.17
Entries 17150
Mean 2.547
Entries 17235
Mean 2.558
Ratio
track p_T