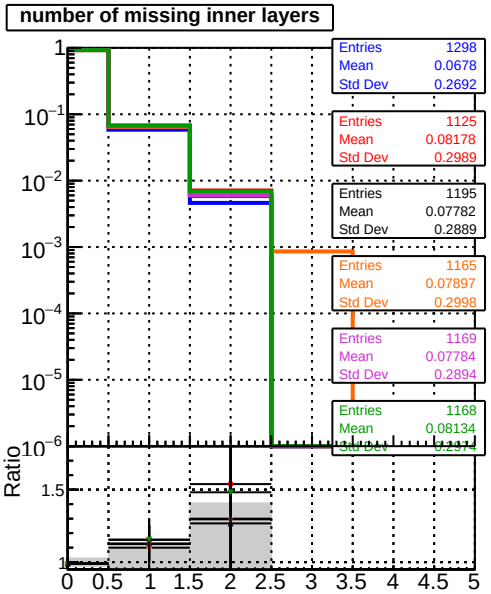
number of missing inner layers
Entries 1298
Mean 0.0678
Std Dev 0.2692
Entries 1125
Mean 0.08178
Std Dev 0.2989
Entries 1195
Mean 0.07782
Std Dev 0.2889
Entries 1165
Mean 0.07897
Std Dev 0.2998
Entries 1169
Mean 0.07784
Std Dev 0.2894
Entries 1168
Mean 0.08134
Ratio

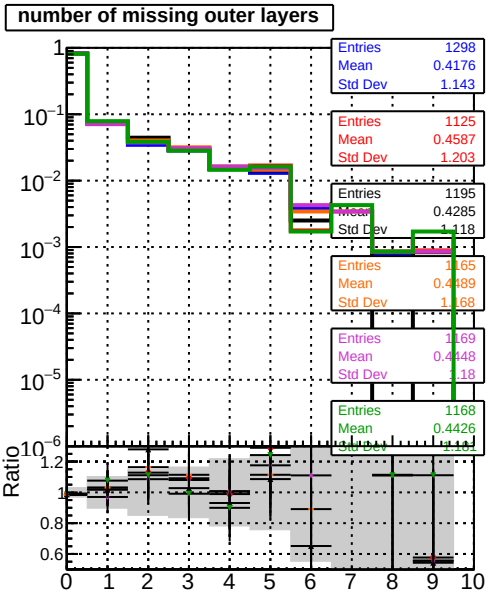
number of missing outer layers
Entries 1298
Mean 0.4176
Std Dev 1.143
Entries 1125
Mean 0.4587
Std Dev 1.203
Entries 1195
Mean 0.4285
Entries 1168
Mean 0.4426
Ratio

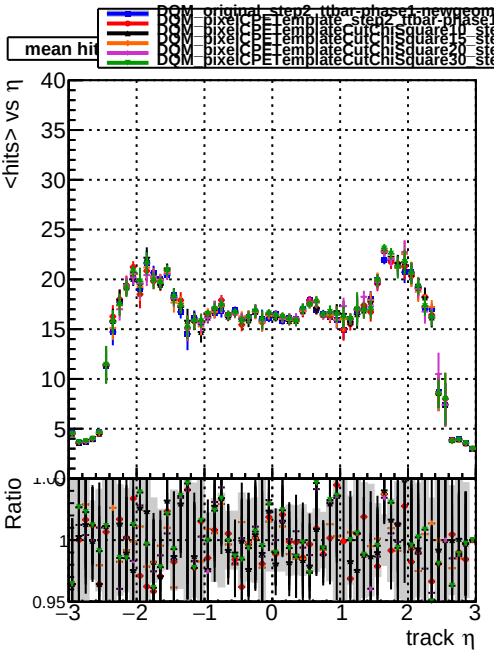
DQM_original_step2_ttbar-phase1-newgeom
DQM_pixelCPETemplate_step2_ttbar-phase1-newgeom
DQM_pixelCPETemplateCutChiSquare10_step2_ttbar-phase1-newgeom
DQM_pixelCPETemplateCutChiSquare15_step2_ttbar-phase1-newgeom
DQM_pixelCPETemplateCutChiSquare20_step2_ttbar-phase1-newgeom
DQM_pixelCPETemplateCutChiSquare30_step2_ttbar-phase1-newgeom
<hits> vs η
Ratio
track η

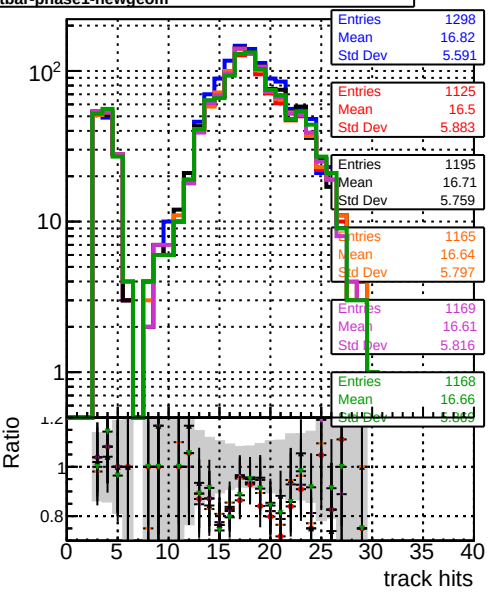
Entries 1298
Mean 16.82
Std Dev 5.591
Entries 1125
Mean 16.5
Std Dev 5.883
Entries 1195
Mean 16.71
Std Dev 5.759
Entries 1165
Mean 16.64
Std Dev 5.797
Entries 1169
Mean 16.61
Std Dev 5.816
Entries 1168
Mean 16.66
Ratio
track hits

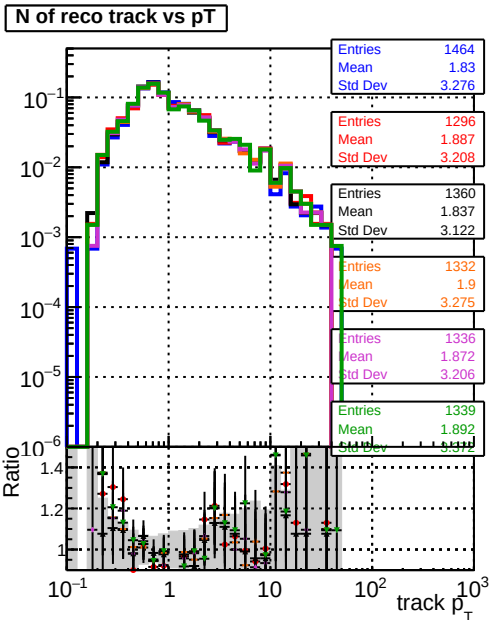
N of reco track vs pT
Entries 1464
Mean 1.83
Std Dev 3.276
Entries 1296
Mean 1.887
Std Dev 3.208
Entries 1360
Mean 1.837
Std Dev 3.122
Entries 1332
Mean 1.9
Std Dev 3.275
Entries 1336
Mean 1.872
Std Dev 3.206
Entries 1339
Mean 1.892
Ratio
track p_T