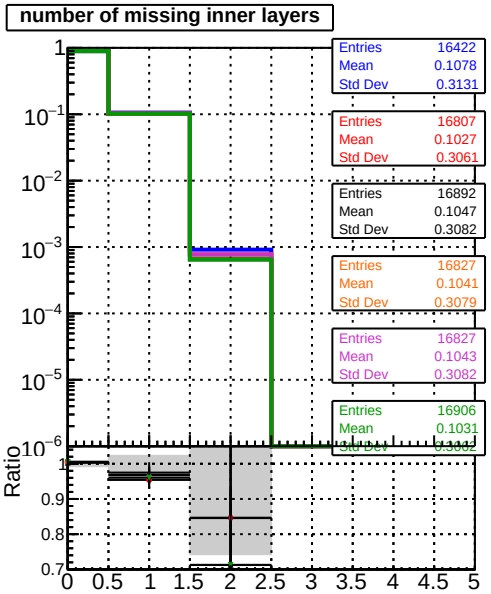
number of missing inner layers
Entries 16422
Mean 0.1078
Std Dev 0.3131
Entries 16807
Mean 0.1027
Std Dev 0.3061
Entries 16892
Mean 0.1047
Std Dev 0.3082
Entries 16827
Mean 0.1041
Std Dev 0.3079
Entries 16827
Mean 0.1043
Std Dev 0.3082
Entries 16906
Mean 0.1031
Ratio

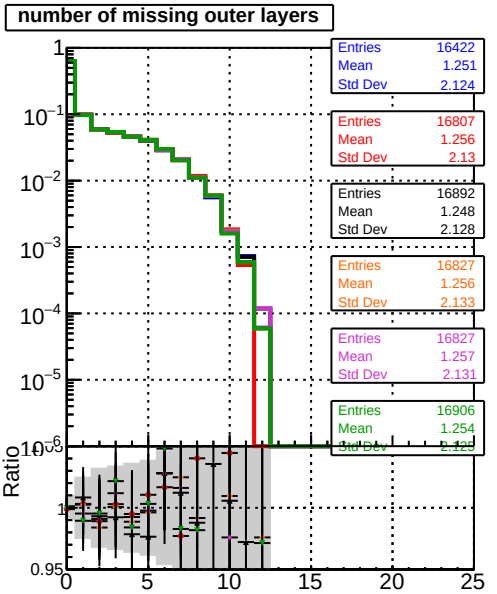
number of missing outer layers
Entries 16422
Mean 1.251
Std Dev 2.124
Entries 16807
Mean 1.256
Std Dev 2.13
Entries 16892
Mean 1.248
Std Dev 2.128
Entries 16827
Mean 1.256
Std Dev 2.133
Entries 16827
Mean 1.257
Std Dev 2.131
Entries 16906
Mean 1.254
Ratio

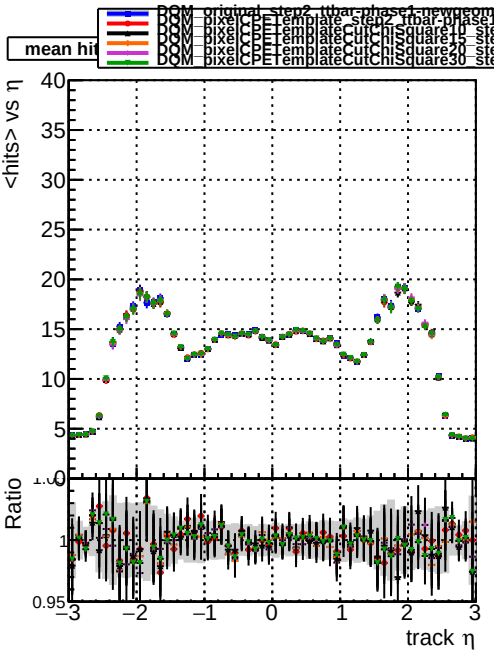
DQM_original_step2_ttbar-phase1-newgeom
DQM_pixelCPETemplate_step2_ttbar-phase1-newgeom
DQM_pixelCPETemplateCutChiSquare10_step2_ttbar-phase1-newgeom
DQM_pixelCPETemplateCutChiSquare15_step2_ttbar-phase1-newgeom
DQM_pixelCPETemplateCutChiSquare20_step2_ttbar-phase1-newgeom
DQM_pixelCPETemplateCutChiSquare30_step2_ttbar-phase1-newgeom
mean hit
<hits> vs η
Ratio
track η

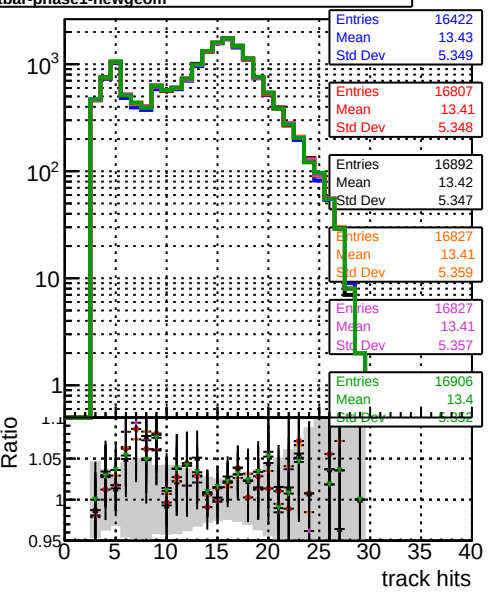
Entries 16422
Mean 13.43
Std Dev 5.349
Entries 16807
Mean 13.41
Std Dev 5.348
Entries 16892
Mean 13.42
Std Dev 5.347
Entries 16827
Mean 13.41
Std Dev 5.359
Entries 16827
Mean 13.41
Std Dev 5.357
Entries 16906
Mean 13.4
Ratio
track hits

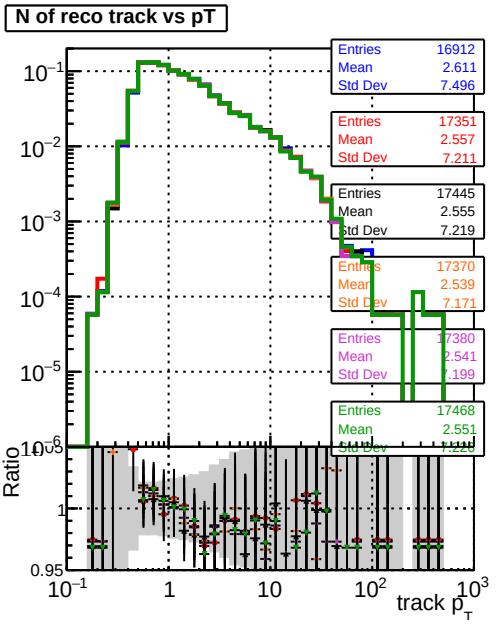
N of reco track vs pT
Entries 16912
Mean 2.611
Std Dev 7.496
Entries 17351
Mean 2.557
Std Dev 7.211
Entries 17445
Mean 2.555
Std Dev 7.219
Entries 17370
Mean 2.539
Std Dev 7.171
Entries 17380
Mean 2.541
Entries 17468
Mean 2.551
Ratio
track p_T