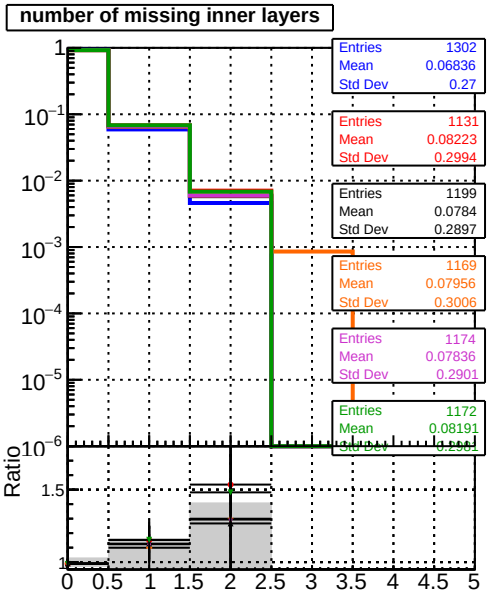
number of missing inner layers
Entries 1302
Mean 0.06836
Std Dev 0.27
Entries 1131
Mean 0.08223
Std Dev 0.2994
Entries 1199
Mean 0.0784
Std Dev 0.2897
Entries 1169
Mean 0.07956
Std Dev 0.3006
Entries 1174
Mean 0.07836
Std Dev 0.2901
Entries 1172
Mean 0.08191
Ratio

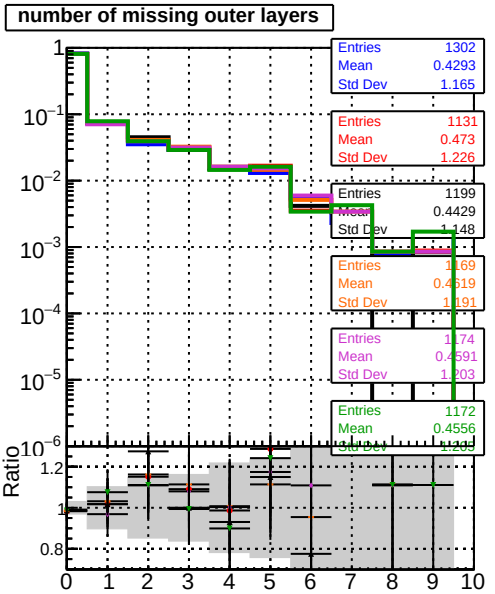
number of missing outer layers
Entries 1302
Mean 0.4293
Std Dev 1.165
Entries 1131
Mean 0.473
Std Dev 1.226
Entries 1199
Mean 0.4429
Entries 1169
Mean 0.4619
Entries 1174
Mean 0.4591
Entries 1172
Mean 0.4556
Ratio

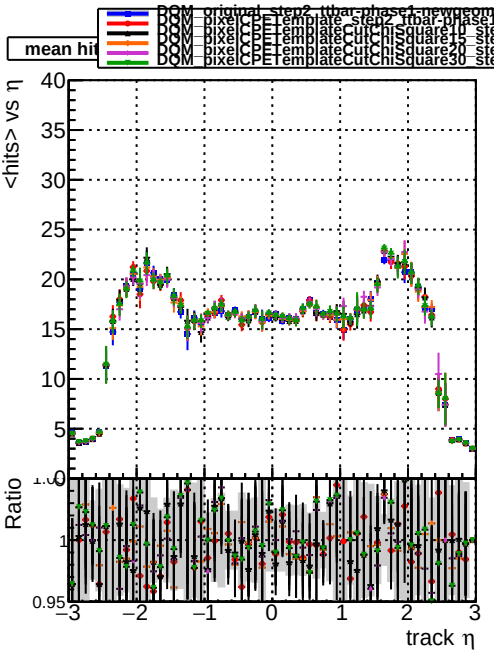
DQM_original_step2_ttbar-phase1-newgeom
DQM_pixelCPETemplate_step2_ttbar-phase1-newgeom
DQM_pixelCPETemplateCutChiSquare10_step2_ttbar-phase1-newgeom
DQM_pixelCPETemplateCutChiSquare15_step2_ttbar-phase1-newgeom
DQM_pixelCPETemplateCutChiSquare20_step2_ttbar-phase1-newgeom
DQM_pixelCPETemplateCutChiSquare30_step2_ttbar-phase1-newgeom
<hits> vs η
Ratio
track η

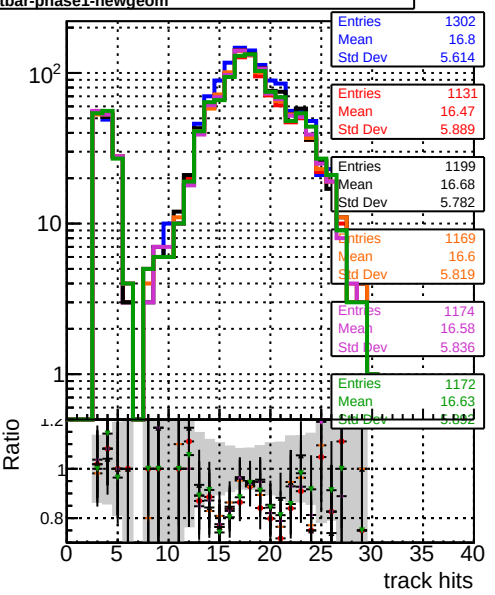
Entries 1302
Mean 16.8
Std Dev 5.614
Entries 1131
Mean 16.47
Std Dev 5.889
Entries 1199
Mean 16.68
Std Dev 5.782
Entries 1169
Mean 16.6
Std Dev 5.819
Entries 1174
Mean 16.58
Std Dev 5.836
Entries 1172
Mean 16.63
Ratio
track hits

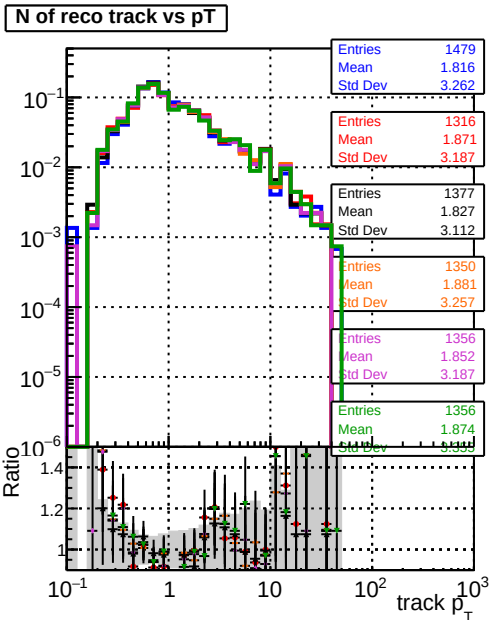
N of reco track vs pT
Entries 1479
Mean 1.816
Std Dev 3.262
Entries 1316
Mean 1.871
Std Dev 3.187
Entries 1377
Mean 1.827
Std Dev 3.112
Entries 1350
Mean 1.881
Std Dev 3.257
Entries 1356
Mean 1.852
Std Dev 3.187
Entries 1356
Mean 1.874
Ratio
track p_T