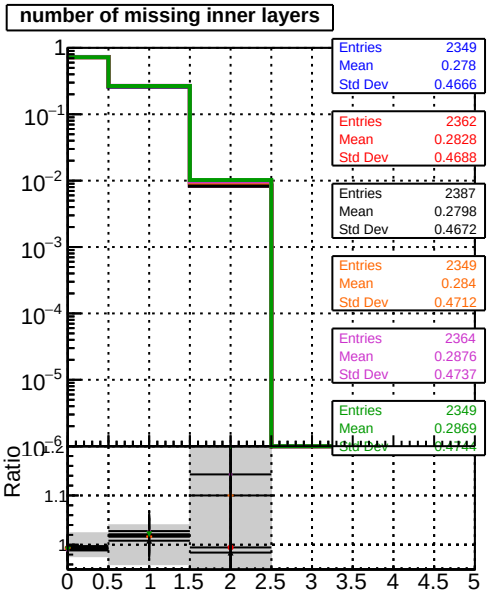
number of missing inner layers
Entries 2349
Mean 0.278
Std Dev 0.4666
Entries 2362
Mean 0.2828
Std Dev 0.4688
Entries 2387
Mean 0.2798
Std Dev 0.4672
Entries 2349
Mean 0.284
Std Dev 0.4712
Entries 2364
Mean 0.2876
Std Dev 0.4737
Entries 2349
Mean 0.2869
Ratio

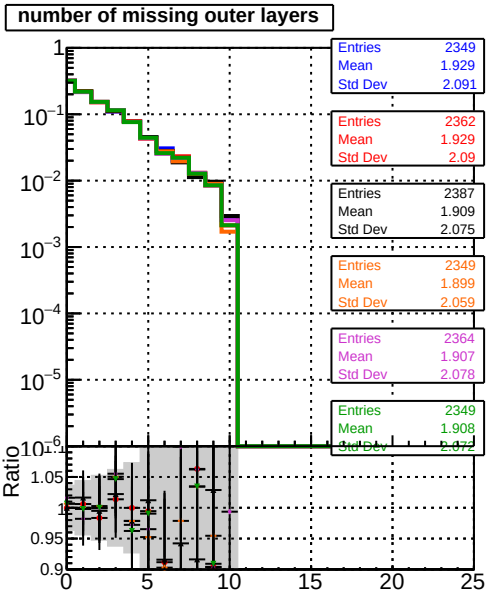
number of missing outer layers
Entries 2349
Mean 1.929
Std Dev 2.091
Entries 2362
Mean 1.929
Std Dev 2.09
Entries 2387
Mean 1.909
Std Dev 2.075
Entries 2349
Mean 1.899
Std Dev 2.059
Entries 2364
Mean 1.907
Std Dev 2.078
Entries 2349
Mean 1.908
Ratio

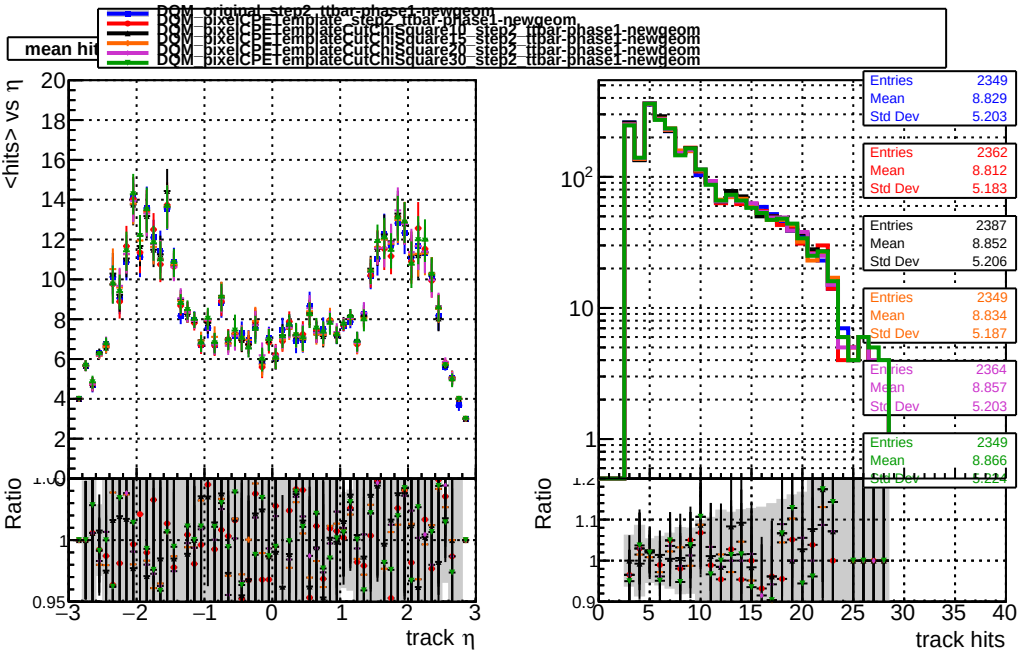
DQM_original_step2_ttbar-phase1-newgeom
DQM_pixelCPETemplate_step2_ttbar-phase1-newgeom
DQM_pixelCPETemplateCutChiSquare10_step2_ttbar-phase1-newgeom
DQM_pixelCPETemplateCutChiSquare15_step2_ttbar-phase1-newgeom
DQM_pixelCPETemplateCutChiSquare20_step2_ttbar-phase1-newgeom
DQM_pixelCPETemplateCutChiSquare30_step2_ttbar-phase1-newgeom
<hits> vs η
Ratio
track η
Entries 2349
Mean 8.829
Std Dev 5.203
Entries 2362
Mean 8.812
Std Dev 5.183
Entries 2387
Mean 8.852
Std Dev 5.206
Entries 2349
Mean 8.834
Std Dev 5.187
Entries 2364
Mean 8.857
Std Dev 5.203
Entries 2349
Mean 8.866
Ratio
track hits

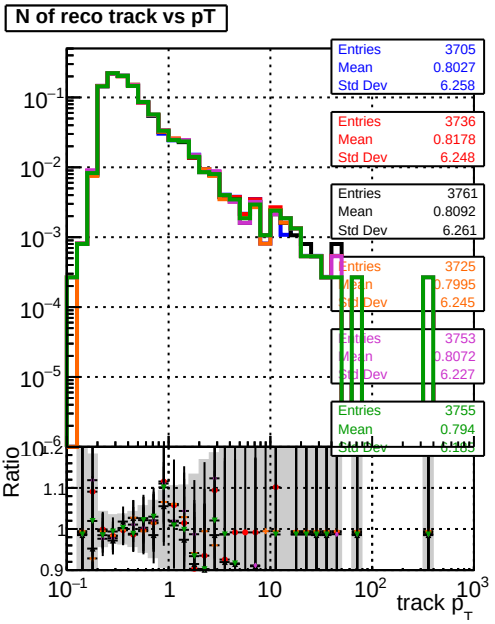
N of reco track vs pT
Entries 3705
Mean 0.8027
Std Dev 6.258
Entries 3736
Mean 0.8178
Std Dev 6.248
Entries 3761
Mean 0.8092
Std Dev 6.261
Entries 3725
Mean 0.7995
Std Dev 6.245
Entries 3753
Mean 0.8072
Std Dev 6.227
Entries 3755
Mean 0.794
Ratio
track p_T