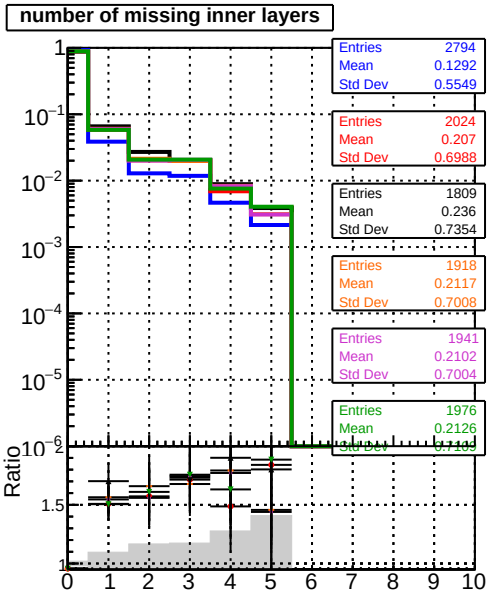
number of missing inner layers
Entries 2794
Mean 0.1292
Std Dev 0.5549
Entries 2024
Mean 0.207
Std Dev 0.6988
Entries 1809
Mean 0.236
Std Dev 0.7354
Entries 1918
Mean 0.2117
Std Dev 0.7008
Entries 1941
Mean 0.2102
Std Dev 0.7004
Entries 1976
Mean 0.2126
Ratio

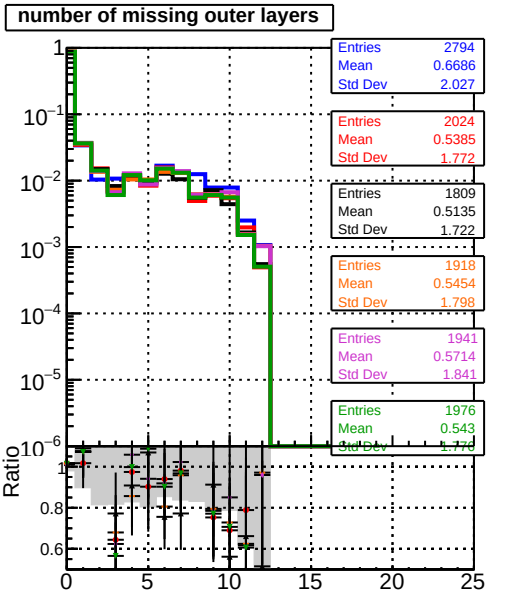
number of missing outer layers
Entries 2794
Mean 0.6686
Std Dev 2.027
Entries 2024
Mean 0.5385
Std Dev 1.772
Entries 1809
Mean 0.5135
Std Dev 1.722
Entries 1918
Mean 0.5454
Std Dev 1.798
Entries 1941
Mean 0.5714
Std Dev 1.841
Entries 1976
Mean 0.543
Ratio

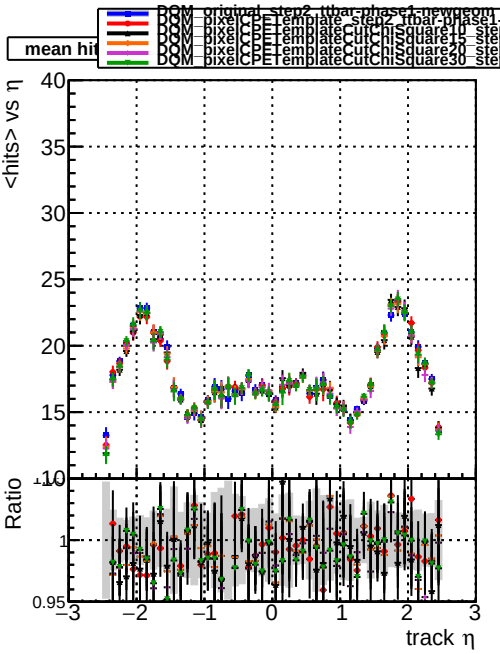
DQM_original_step2_ttbar-phase1-newgeom
DQM_pixelCPETemplate_step2_ttbar-phase1-newgeom
DQM_pixelCPETemplateCutChiSquare10_step2_ttbar-phase1-newgeom
DQM_pixelCPETemplateCutChiSquare15_step2_ttbar-phase1-newgeom
DQM_pixelCPETemplateCutChiSquare20_step2_ttbar-phase1-newgeom
DQM_pixelCPETemplateCutChiSquare30_step2_ttbar-phase1-newgeom
mean hit
<hits> vs η
Ratio
track η

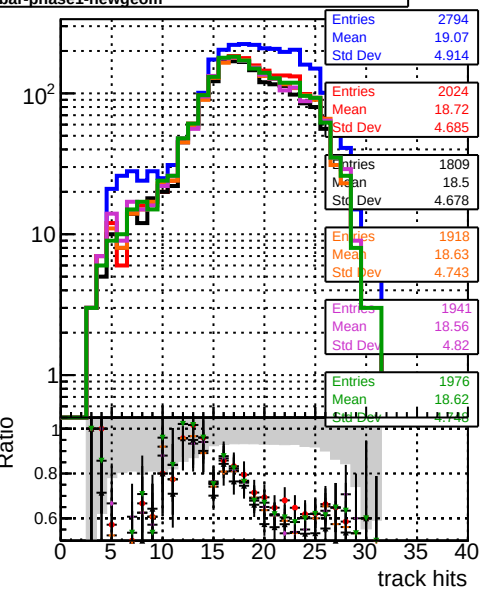
Entries 2794
Mean 19.07
Std Dev 4.914
Entries 2024
Mean 18.72
Std Dev 4.685
Entries 1809
Mean 18.5
Std Dev 4.678
Entries 1918
Mean 18.63
Std Dev 4.743
Entries 1941
Mean 18.56
Std Dev 4.82
Entries 1976
Mean 18.62
Ratio
track hits

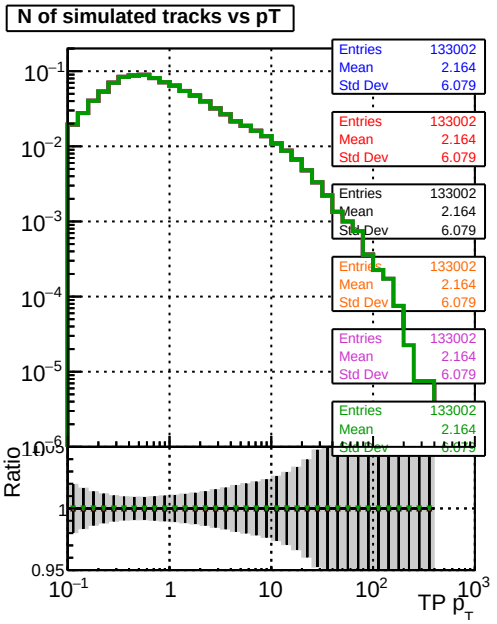
N of simulated tracks vs pT
Entries 133002
Mean 2.164
Std Dev 6.079
Ratio
TP p_T

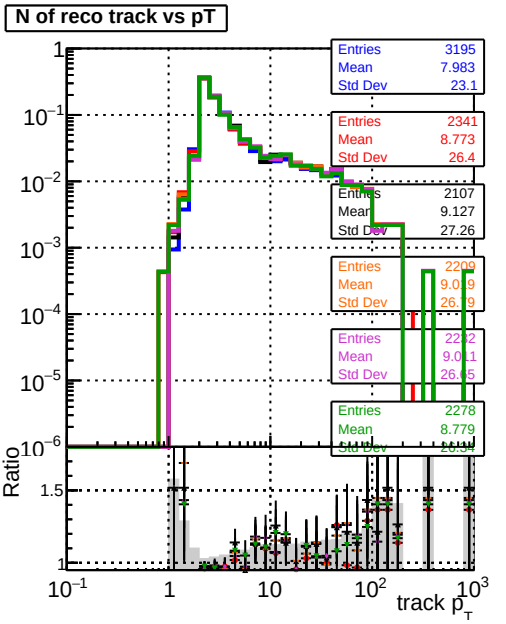
N of reco track vs pT
Entries 3195
Mean 7.983
Std Dev 23.1
Entries 2341
Mean 8.773
Std Dev 26.4
Entries 2107
Mean 9.127
Std Dev 27.26
Entries 2278
Mean 8.779
Ratio
track p_T