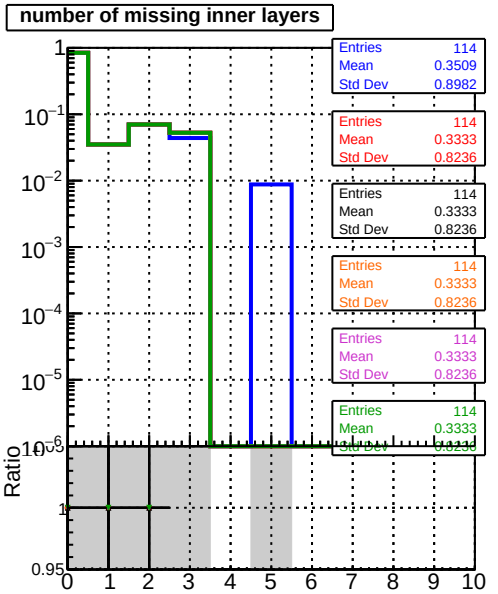
number of missing inner layers
Entries 114
Mean 0.3509
Std Dev 0.8982
Entries 114
Mean 0.3333
Std Dev 0.8236
Ratio

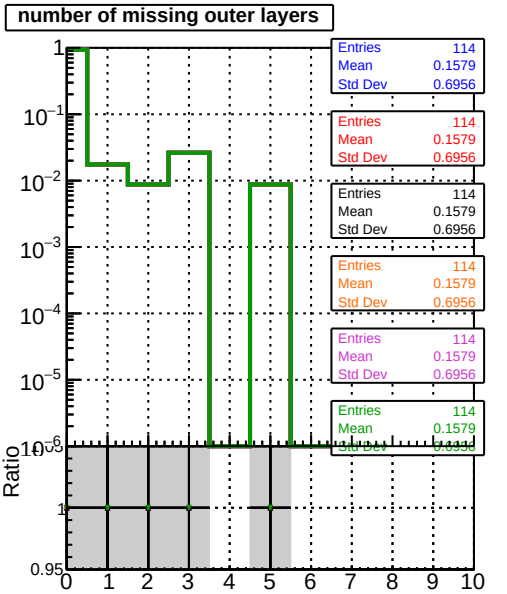
number of missing outer layers
Entries 114
Mean 0.1579
Std Dev 0.6956
Ratio

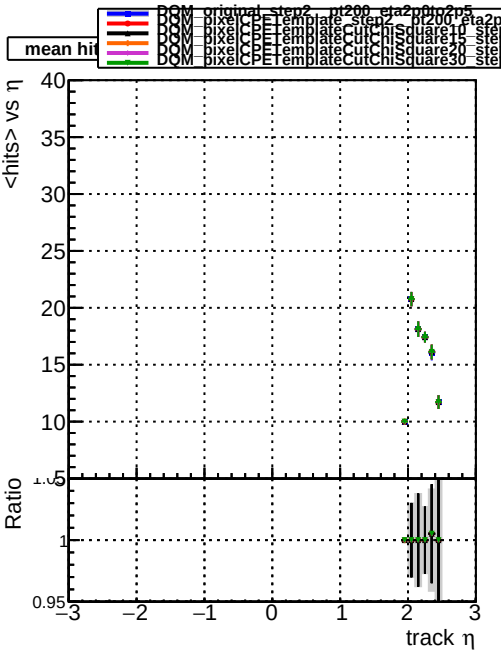
DQM_original_step2__pt200_eta2p0to2p5
DQM_pixelCPETemplate_step2__pt200_eta2p0to2p5
DQM_pixelCPETemplateCutChiSquare10_step2__pt200_eta2p0to2p5
DQM_pixelCPETemplateCutChiSquare15_step2__pt200_eta2p0to2p5
DQM_pixelCPETemplateCutChiSquare20_step2__pt200_eta2p0to2p5
DQM_pixelCPETemplateCutChiSquare30_step2__pt200_eta2p0to2p5
mean hit
<hits> vs η
Ratio
track η

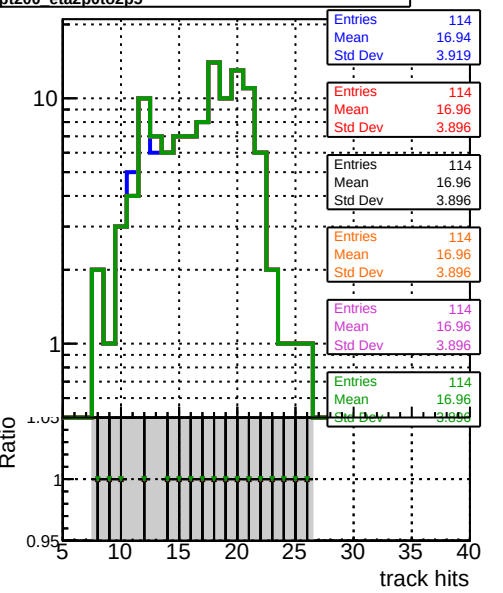
Entries 114
Mean 16.94
Std Dev 3.919
Entries 114
Mean 16.96
Std Dev 3.896
Ratio
track hits

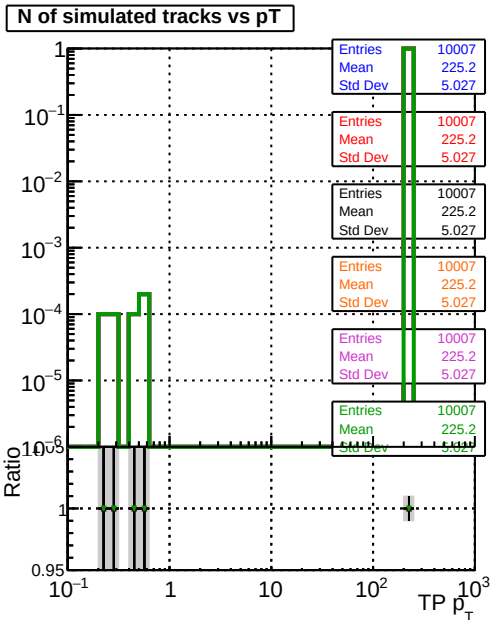
N of simulated tracks vs pT
Entries 10007
Mean 225.2
Std Dev 5.027
Ratio
TP p_T

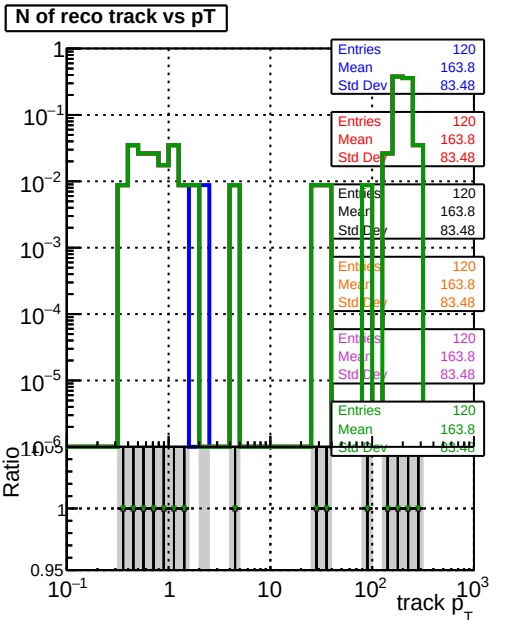
N of reco track vs pT
Entries 120
Mean 163.8
Std Dev 83.48
Ratio
track p_T