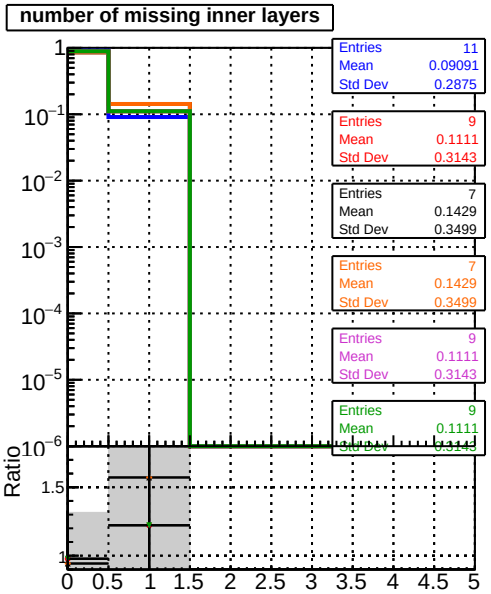
number of missing inner layers
Entries 11
Mean 0.09091
Std Dev 0.2875
Entries 9
Mean 0.1111
Std Dev 0.3143
Entries 7
Mean 0.1429
Std Dev 0.3499
Entries 7
Mean 0.1429
Std Dev 0.3499
Entries 9
Mean 0.1111
Std Dev 0.3143
Entries 9
Mean 0.1111
Ratio

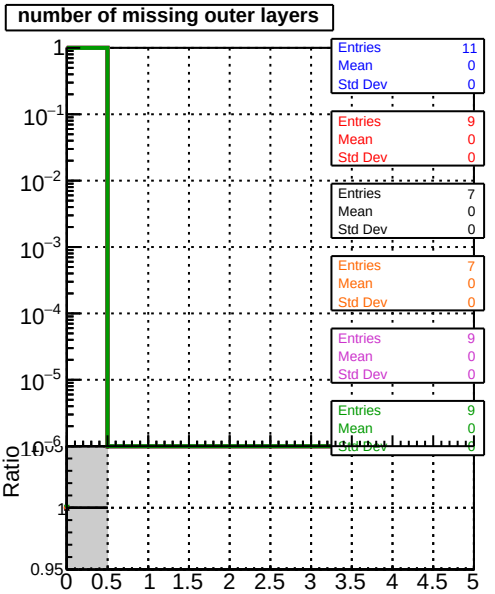
number of missing outer layers
Entries 11
Mean 0
Std Dev 0
Entries 9
Mean 0
Std Dev 0
Entries 7
Mean 0
Std Dev 0
Entries 7
Mean 0
Std Dev 0
Entries 9
Mean 0
Std Dev 0
Entries 9
Mean 0
Ratio

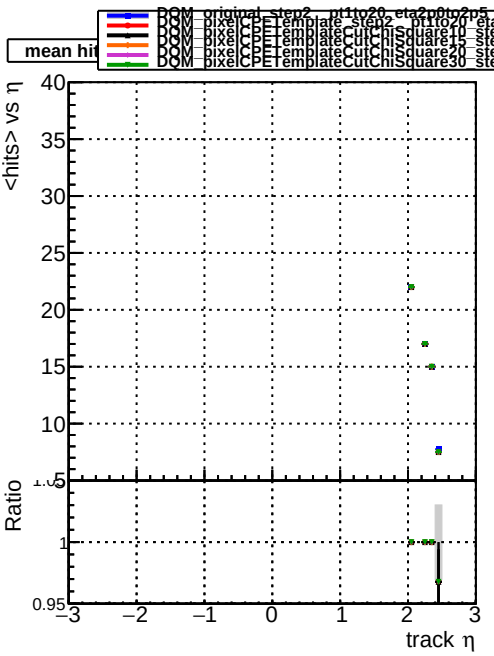
DQM_original_step2__pt1to20_eta2p0to2p5
DQM_pixelCPETemplate_step2__pt1to20_eta2p0to2p5
DQM_pixelCPETemplateCutChiSquare10_step2__pt1to20_eta2p0to2p5
DQM_pixelCPETemplateCutChiSquare15_step2__pt1to20_eta2p0to2p5
DQM_pixelCPETemplateCutChiSquare20_step2__pt1to20_eta2p0to2p5
DQM_pixelCPETemplateCutChiSquare30_step2__pt1to20_eta2p0to2p5
mean hit
<hits> vs η
Ratio
track η

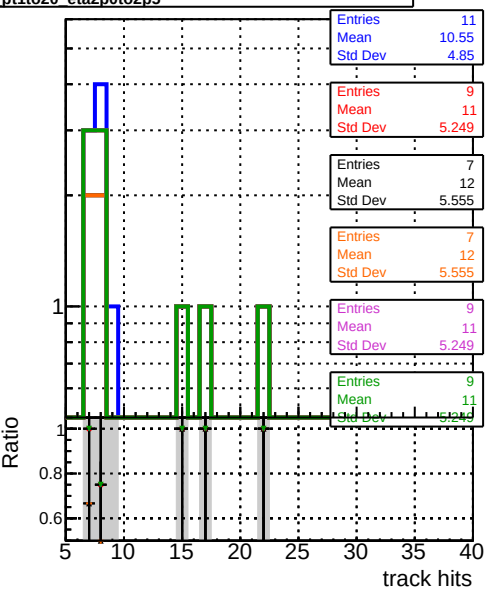
Entries 11
Mean 10.55
Std Dev 4.85
Entries 9
Mean 11
Std Dev 5.249
Entries 7
Mean 12
Std Dev 5.555
Entries 7
Mean 12
Std Dev 5.555
Entries 9
Mean 11
Std Dev 5.249
Entries 9
Mean 11
Ratio
track hits

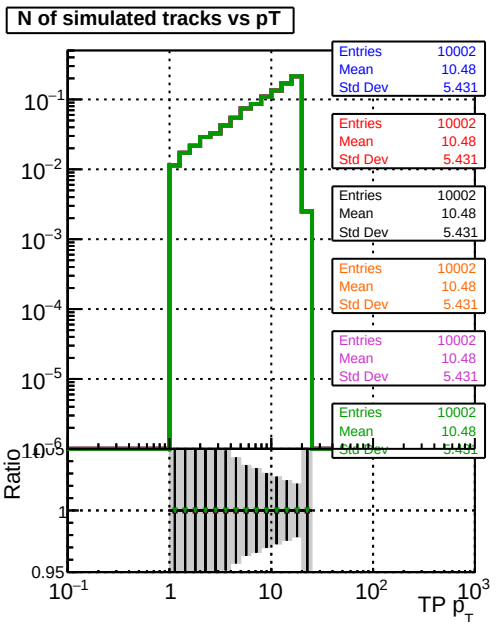
N of simulated tracks vs pT
Entries 10002
Mean 10.48
Std Dev 5.431
Entries 10002
Mean 10.48
Std Dev 5.431
Entries 10002
Mean 10.48
Std Dev 5.431
Entries 10002
Mean 10.48
Std Dev 5.431
Entries 10002
Mean 10.48
Std Dev 5.431
Entries 10002
Mean 10.48
Ratio
TP p_T

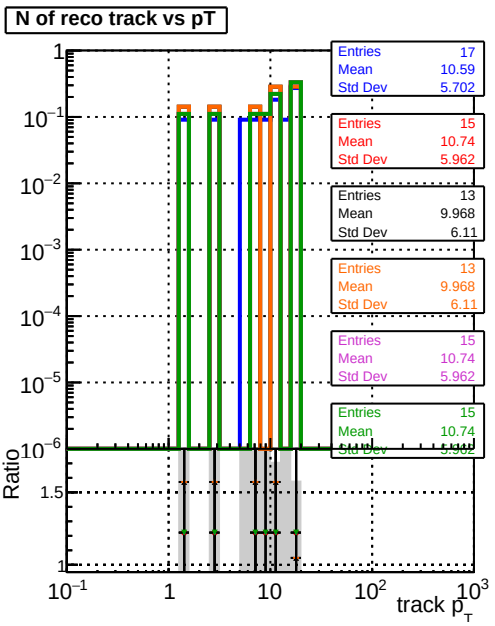
N of reco track vs pT
Entries 17
Mean 10.59
Std Dev 5.702
Entries 15
Mean 10.74
Std Dev 5.962
Entries 13
Mean 9.968
Std Dev 6.11
Entries 13
Mean 9.968
Std Dev 6.11
Entries 15
Mean 10.74
Std Dev 5.962
Entries 15
Mean 10.74
Ratio
track p_T