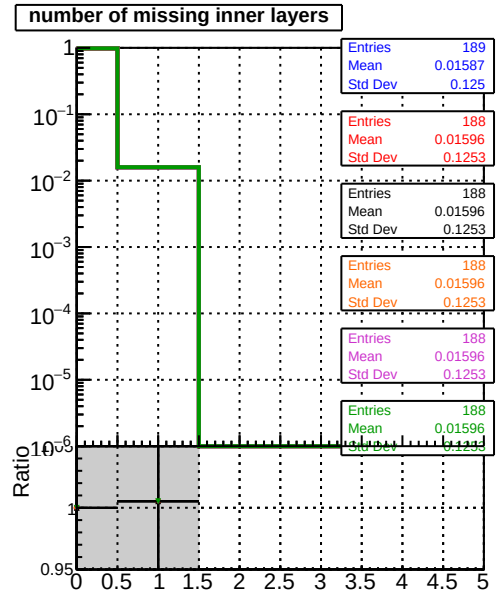
number of missing inner layers
Entries 189
Mean 0.01587
Std Dev 0.125
Entries 188
Mean 0.01596
Std Dev 0.1253
Ratio

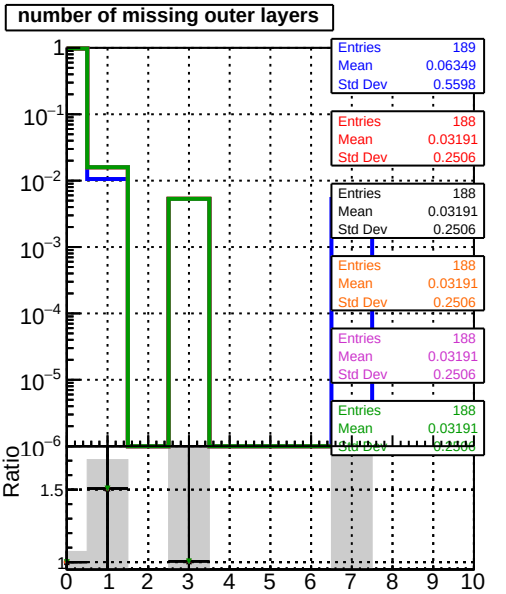
number of missing outer layers
Entries 189
Mean 0.06349
Std Dev 0.5598
Entries 188
Mean 0.03191
Std Dev 0.2506
Ratio

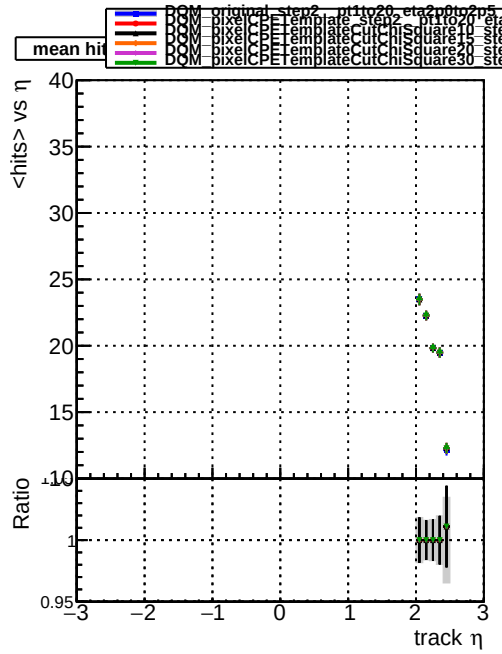
DQM_original_step2__pt1to20_eta2p0to2p5
DQM_pixelCPETemplate_step2__pt1to20_eta2p0to2p5
DQM_pixelCPETemplateCutChiSquare10_step2__pt1to20_eta2p0to2p5
DQM_pixelCPETemplateCutChiSquare15_step2__pt1to20_eta2p0to2p5
DQM_pixelCPETemplateCutChiSquare20_step2__pt1to20_eta2p0to2p5
DQM_pixelCPETemplateCutChiSquare30_step2__pt1to20_eta2p0to2p5
mean hit
<hits> vs η
Ratio
track η

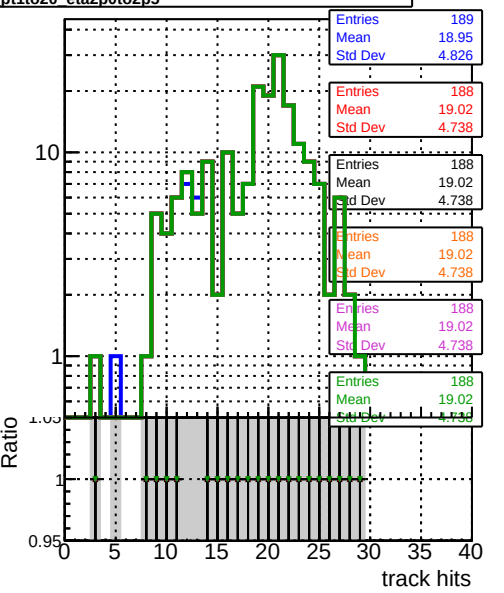
Entries 189
Mean 18.95
Std Dev 4.826
Entries 188
Mean 19.02
Std Dev 4.738
Ratio
track hits

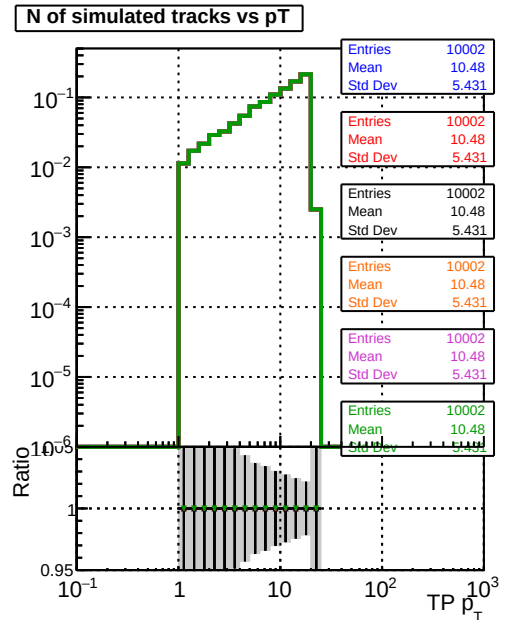
N of simulated tracks vs pT
Entries 10002
Mean 10.48
Std Dev 5.431
Ratio
TP p_T

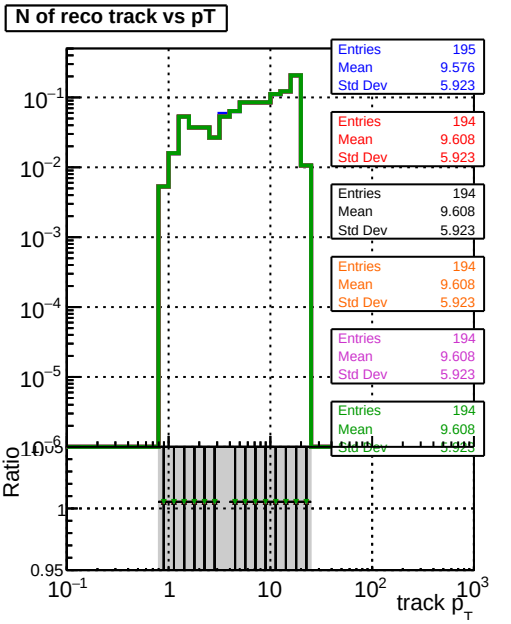
N of reco track vs pT
Entries 195
Mean 9.576
Std Dev 5.923
Entries 194
Mean 9.608
Std Dev 5.923
Ratio
track p_T