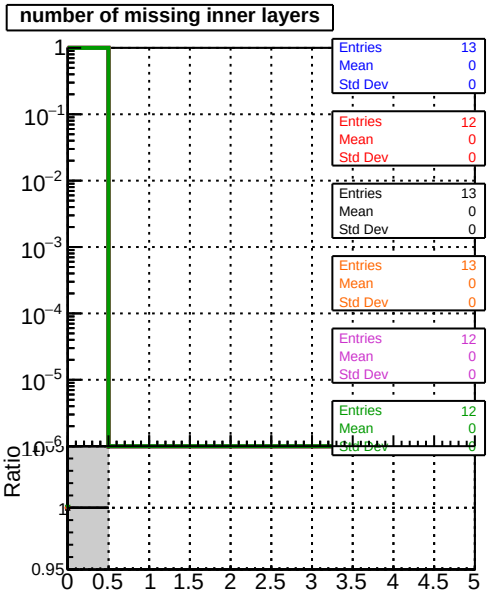
number of missing inner layers
Entries 13
Mean 0
Std Dev 0
Entries 12
Mean 0
Std Dev 0
Entries 13
Mean 0
Std Dev 0
Entries 13
Mean 0
Std Dev 0
Entries 12
Mean 0
Std Dev 0
Entries 12
Mean 0
Ratio

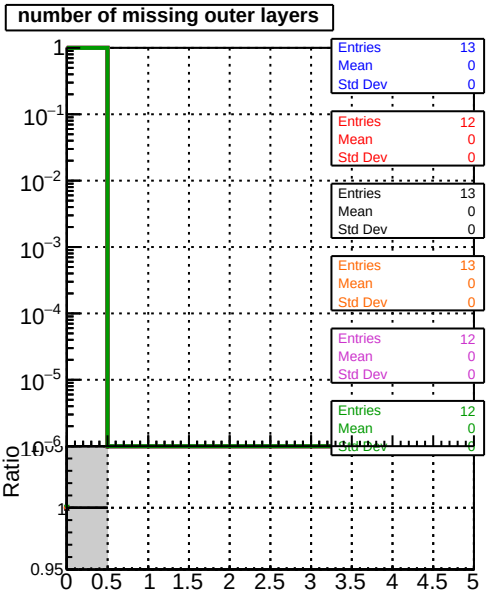
number of missing outer layers
Entries 13
Mean 0
Std Dev 0
Entries 12
Mean 0
Std Dev 0
Entries 13
Mean 0
Std Dev 0
Entries 13
Mean 0
Std Dev 0
Entries 12
Mean 0
Std Dev 0
Entries 12
Mean 0
Ratio

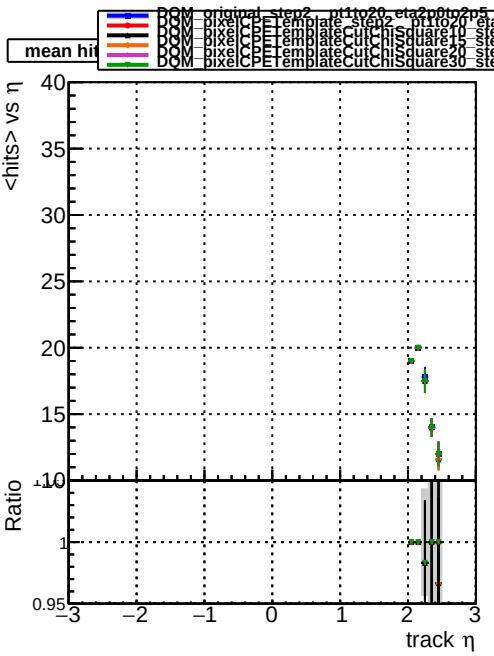
DQM_original_step2__pt1to20_eta2p0to2p5
DQM_pixelCPETemplate_step2__pt1to20_eta2p0to2p5
DQM_pixelCPETemplateCutChiSquare10_step2__pt1to20_eta2p0to2p5
DQM_pixelCPETemplateCutChiSquare15_step2__pt1to20_eta2p0to2p5
DQM_pixelCPETemplateCutChiSquare20_step2__pt1to20_eta2p0to2p5
DQM_pixelCPETemplateCutChiSquare30_step2__pt1to20_eta2p0to2p5
mean hit
<hits> vs η
Ratio
track η

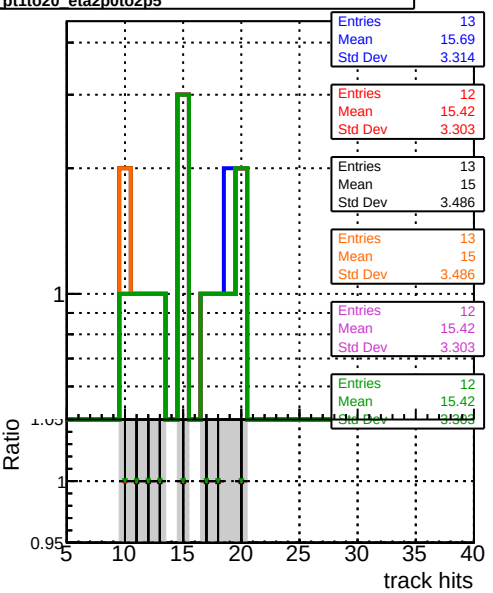
Entries 13
Mean 15.69
Std Dev 3.314
Entries 12
Mean 15.42
Std Dev 3.303
Entries 13
Mean 15
Std Dev 3.486
Entries 13
Mean 15
Std Dev 3.486
Entries 12
Mean 15.42
Std Dev 3.303
Entries 12
Mean 15.42
Ratio
track hits

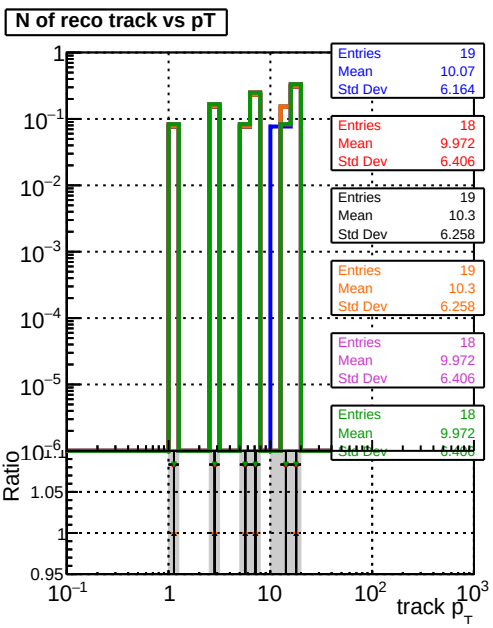
N of reco track vs pT
Entries 19
Mean 10.07
Std Dev 6.164
Entries 18
Mean 9.972
Std Dev 6.406
Entries 19
Mean 10.3
Std Dev 6.258
Entries 19
Mean 10.3
Std Dev 6.258
Entries 18
Mean 9.972
Std Dev 6.406
Entries 18
Mean 9.972
Ratio
track p_T