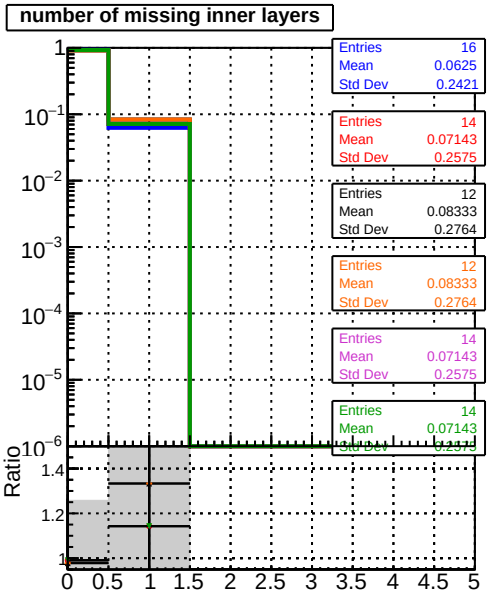
number of missing inner layers
Entries 16
Mean 0.0625
Std Dev 0.2421
Entries 14
Mean 0.07143
Std Dev 0.2575
Entries 12
Mean 0.08333
Std Dev 0.2764
Entries 12
Mean 0.08333
Std Dev 0.2764
Entries 14
Mean 0.07143
Std Dev 0.2575
Entries 14
Mean 0.07143
Ratio

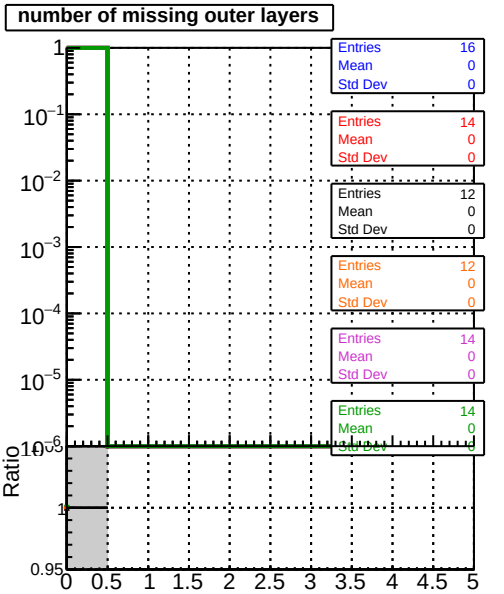
number of missing outer layers
Entries 16
Mean 0
Std Dev 0
Entries 14
Mean 0
Std Dev 0
Entries 12
Mean 0
Std Dev 0
Entries 12
Mean 0
Std Dev 0
Entries 14
Mean 0
Std Dev 0
Entries 14
Mean 0
Ratio

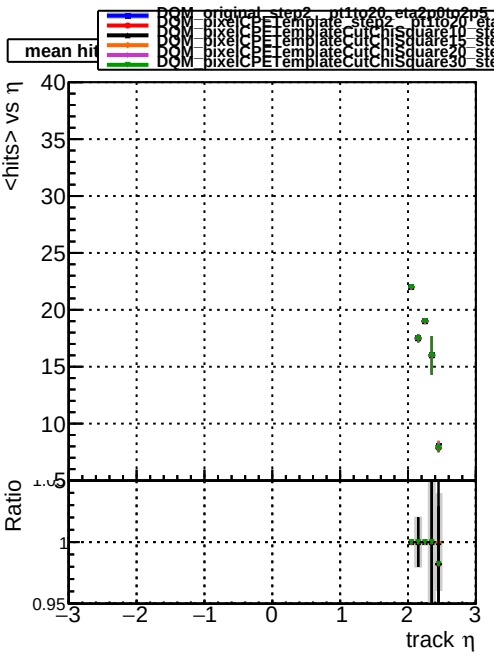
DQM_original_step2__pt1to20_eta2p0to2p5
DQM_pixelCPETemplate_step2__pt1to20_eta2p0to2p5
DQM_pixelCPETemplateCutChiSquare10_step2__pt1to20_eta2p0to2p5
DQM_pixelCPETemplateCutChiSquare15_step2__pt1to20_eta2p0to2p5
DQM_pixelCPETemplateCutChiSquare20_step2__pt1to20_eta2p0to2p5
DQM_pixelCPETemplateCutChiSquare30_step2__pt1to20_eta2p0to2p5
mean hit
<hits> vs η
Ratio
track η

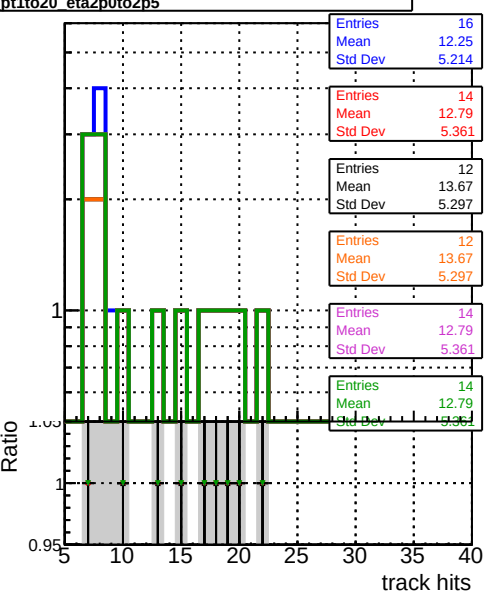
Entries 16
Mean 12.25
Std Dev 5.214
Entries 14
Mean 12.79
Std Dev 5.361
Entries 12
Mean 13.67
Std Dev 5.297
Entries 12
Mean 13.67
Std Dev 5.297
Entries 14
Mean 12.79
Std Dev 5.361
Entries 14
Mean 12.79
Ratio
track hits

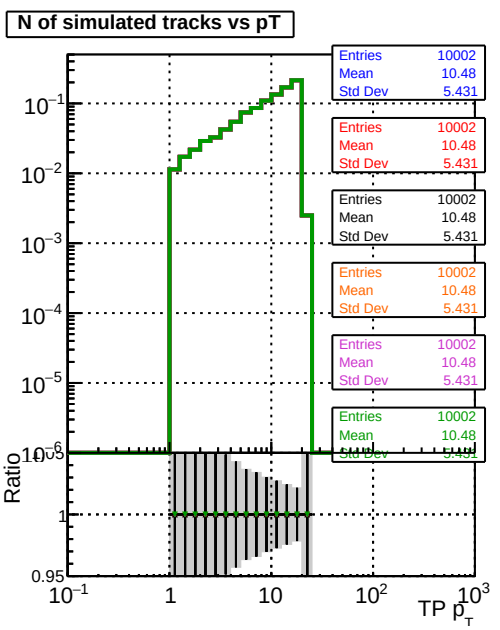
N of simulated tracks vs pT
Entries 10002
Mean 10.48
Std Dev 5.431
Entries 10002
Mean 10.48
Std Dev 5.431
Entries 10002
Mean 10.48
Std Dev 5.431
Entries 10002
Mean 10.48
Std Dev 5.431
Entries 10002
Mean 10.48
Ratio
TP p_T

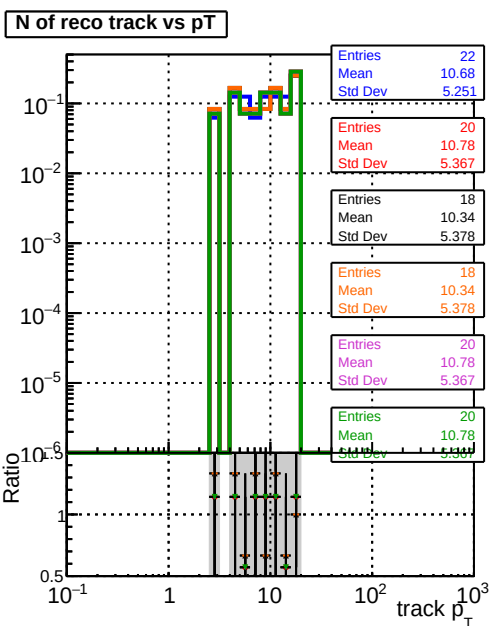
N of reco track vs pT
Entries 22
Mean 10.68
Std Dev 5.251
Entries 20
Mean 10.78
Std Dev 5.367
Entries 18
Mean 10.34
Std Dev 5.378
Entries 18
Mean 10.34
Std Dev 5.378
Entries 20
Mean 10.78
Std Dev 5.367
Entries 20
Mean 10.78
Ratio
track p_T