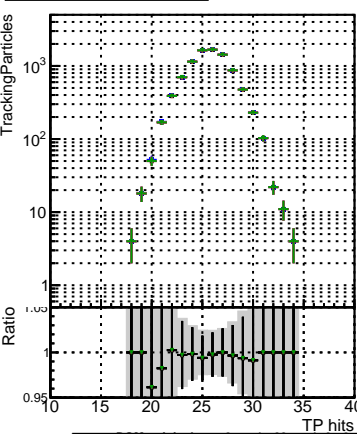
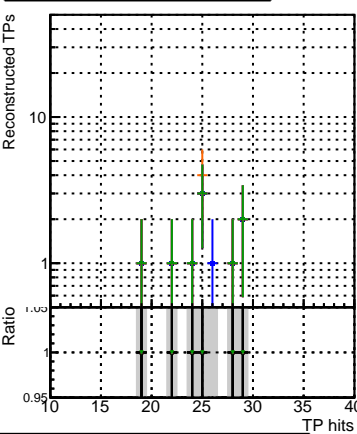
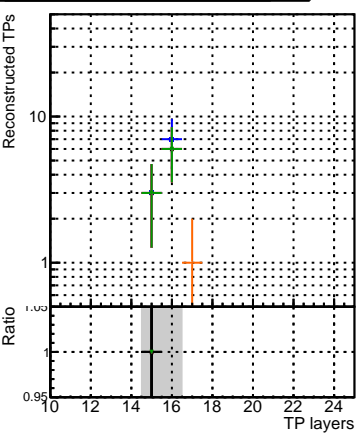
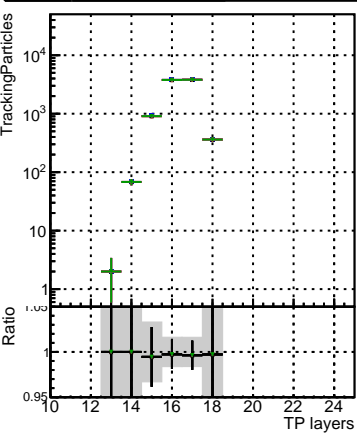
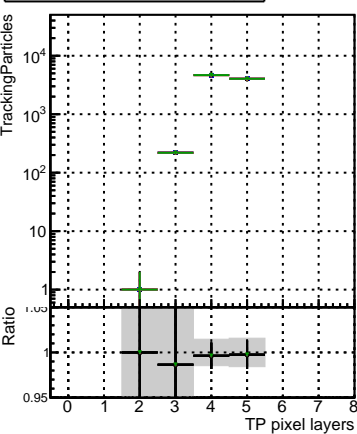
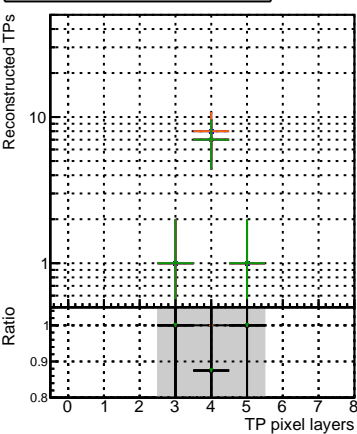
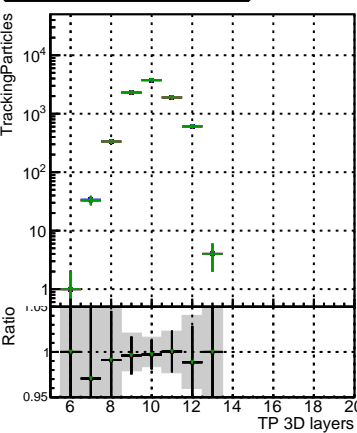


**N of simulated tracks vs hit****N of associated tracks (simToReco) vs hit**

Blue line	DQM original_step2_pt1to20_eta1p6to2p0
Red line	DQM pixelCPE_Template_step2_pt1to20_eta1p6to2p0
Black line	DQM pixelCPE_TemplateCutChiSquare10_step2_pt1to20_eta1p6to2p0
Orange line	DQM pixelCPE_TemplateCutChiSquare15_step2_pt1to20_eta1p6to2p0
Green line	DQM pixelCPE_TemplateCutChiSquare20_step2_pt1to20_eta1p6to2p0
Green line	DQM pixelCPE_TemplateCutChiSquare30_step2_pt1to20_eta1p6to2p0

**N of simulated tracks vs pixel layer****N of associated tracks (simToReco) vs pixel layer****N of simulated tracks vs 3D layer****N of associated tracks (simToReco) vs 3D layer**