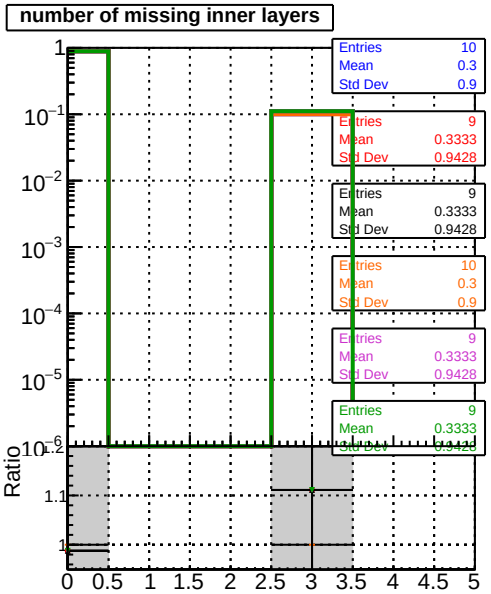
number of missing inner layers
Entries 10
Mean 0.3
Std Dev 0.9
Entries 9
Mean 0.3333
Std Dev 0.9428
Entries 9
Mean 0.3333
Std Dev 0.9428
Entries 10
Mean 0.3
Std Dev 0.9
Entries 9
Mean 0.3333
Std Dev 0.9428
Entries 9
Mean 0.3333
Ratio

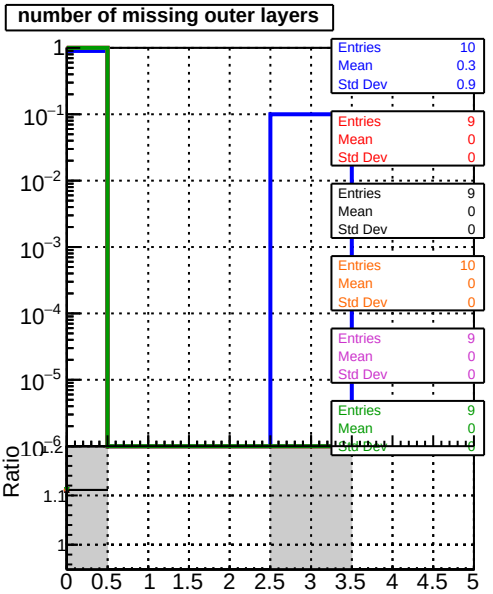
number of missing outer layers
Entries 10
Mean 0.3
Std Dev 0.9
Entries 9
Mean 0
Std Dev 0
Entries 9
Mean 0
Std Dev 0
Entries 10
Mean 0
Std Dev 0
Entries 9
Mean 0
Std Dev 0
Entries 9
Mean 0
Ratio

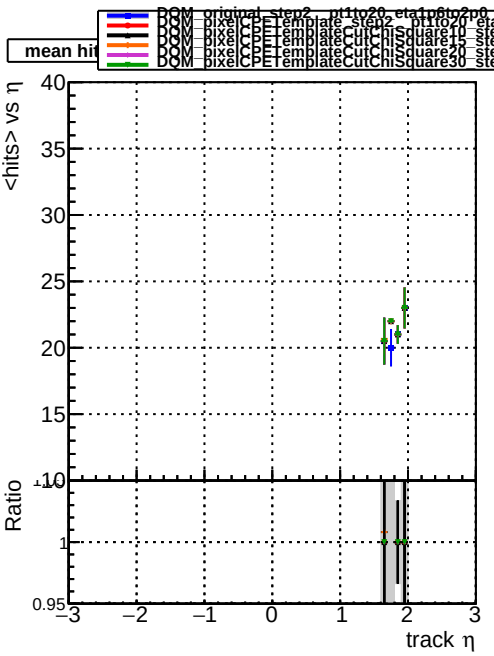
DQM_original_step2__pt1to20_eta1p6to2p0
DQM_pixelCPETemplate_step2__pt1to20_eta1p6to2p0
DQM_pixelCPETemplateCutChiSquare10_step2__pt1to20_eta1p6to2p0
DQM_pixelCPETemplateCutChiSquare15_step2__pt1to20_eta1p6to2p0
DQM_pixelCPETemplateCutChiSquare20_step2__pt1to20_eta1p6to2p0
DQM_pixelCPETemplateCutChiSquare30_step2__pt1to20_eta1p6to2p0
mean hit
<hits> vs η
Ratio
track η

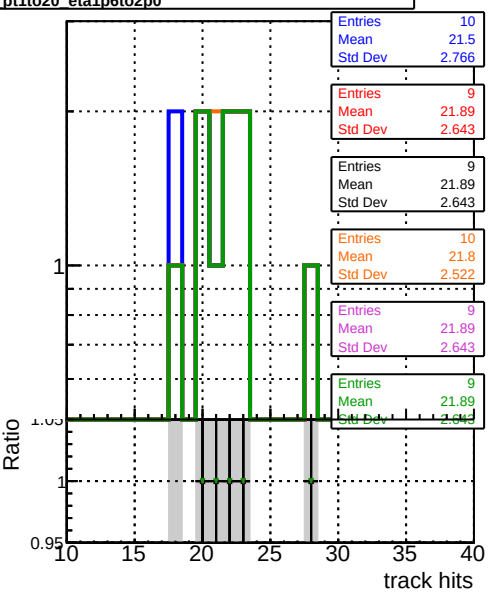
Entries 10
Mean 21.5
Std Dev 2.766
Entries 9
Mean 21.89
Std Dev 2.643
Entries 9
Mean 21.89
Std Dev 2.643
Entries 10
Mean 21.8
Std Dev 2.522
Entries 9
Mean 21.89
Std Dev 2.643
Entries 9
Mean 21.89
Ratio
track hits

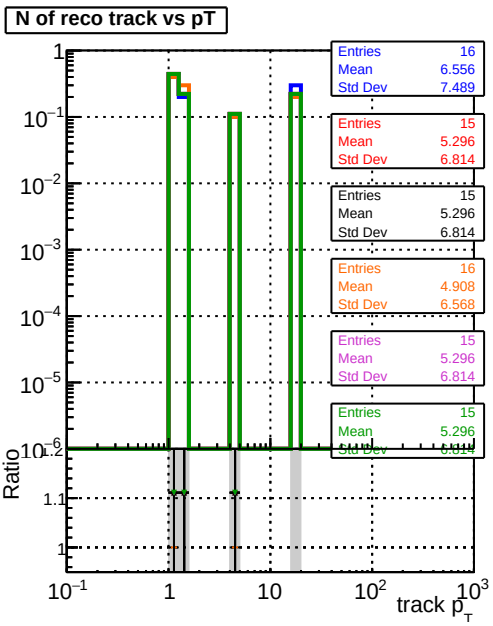
N of reco track vs pT
Entries 16
Mean 6.556
Std Dev 7.489
Entries 15
Mean 5.296
Std Dev 6.814
Entries 15
Mean 5.296
Std Dev 6.814
Entries 16
Mean 4.908
Std Dev 6.568
Entries 15
Mean 5.296
Std Dev 6.814
Entries 15
Mean 5.296
Ratio
track p_T