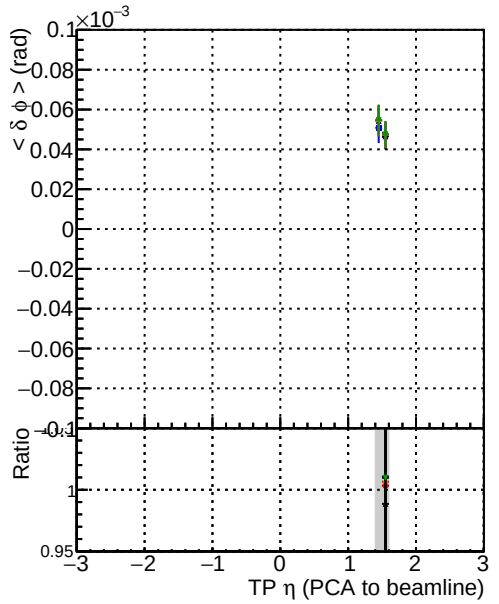
×10^−3
< δ ϕ > (rad)
Ratio
TP η (PCA to beamline)

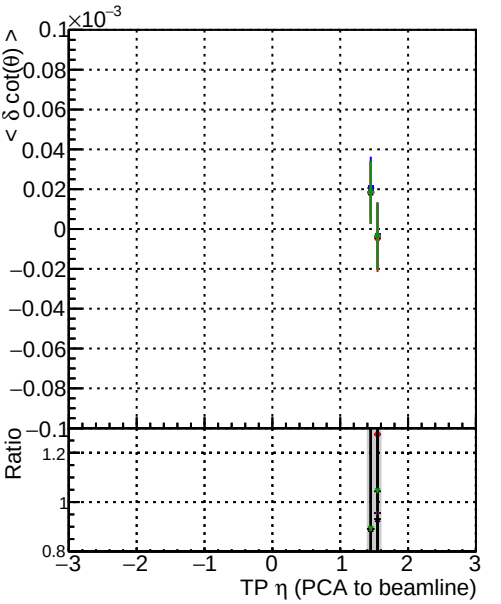
×10^−3
< δ cot(θ) >
Ratio
TP η (PCA to beamline)

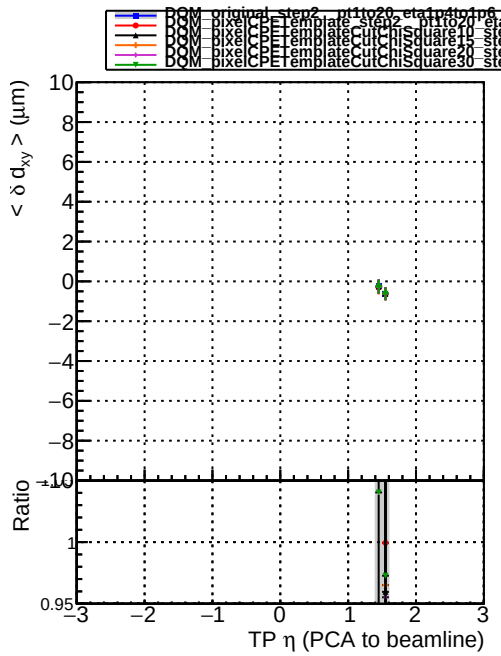
DQM_original_step2__pt1to20_eta1p4to1p6
DQM_pixelCPETemplate_step2__pt1to20_eta1p4to1p6
DQM_pixelCPETemplateCutChiSquare10_step2__pt1to20_eta1p4to1p6
DQM_pixelCPETemplateCutChiSquare15_step2__pt1to20_eta1p4to1p6
DQM_pixelCPETemplateCutChiSquare20_step2__pt1to20_eta1p4to1p6
DQM_pixelCPETemplateCutChiSquare30_step2__pt1to20_eta1p4to1p6
< δ d_xy > (μm)
Ratio
TP η (PCA to beamline)

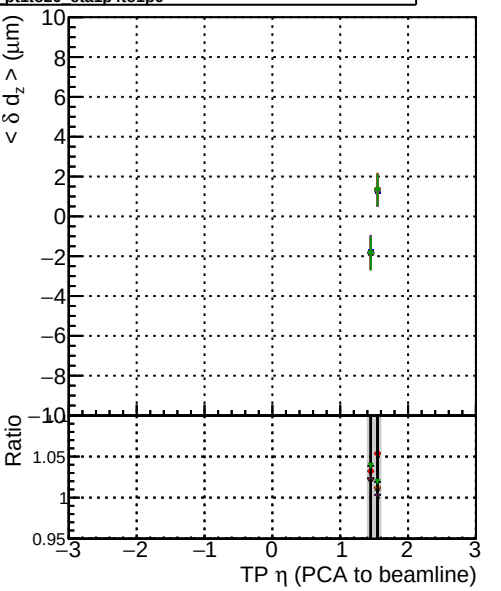
< δ d_z > (μm)
Ratio
TP η (PCA to beamline)

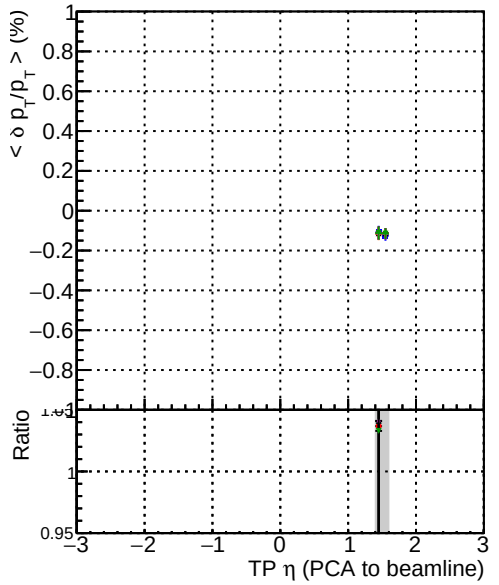
< δ p_T/p_T > (%)
Ratio
TP η (PCA to beamline)