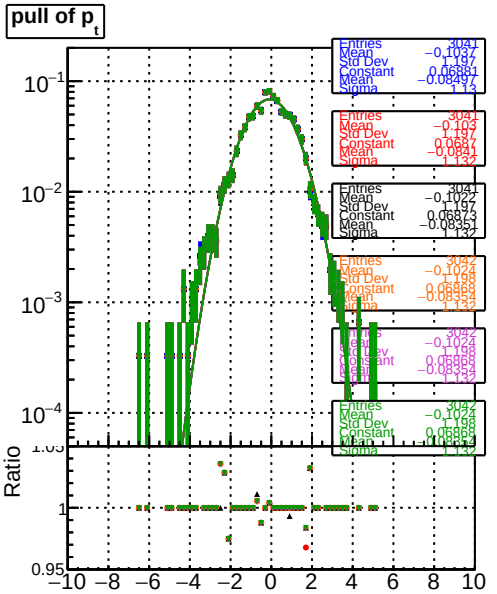
pull of $p_t$
Entries 3041
Mean −0.1037
Std Dev 1.197
Constant 0.06881
Mean −0.08477
Sigma 1.13
Entries 3041
Mean −0.103
Std Dev 1.197
Constant 0.0657
Mean −0.0847
Sigma 1.132
Entries 3041
Mean −0.1022
Std Dev 1.197
Constant 0.06873
Mean −0.08351
Sigma 1.132
Entries 3042
Mean −0.1024
Std Dev 1.198
Constant 0.06868
Mean −0.08354
Sigma 1.132
Entries 3042
Mean −0.1024
Std Dev 1.198
Constant 0.06868
Mean −0.08354
Sigma 1.132
Entries 3042
Mean −0.1024
Std Dev 1.198
Constant 0.06869
Mean −0.08355
Sigma 1.132
Ratio

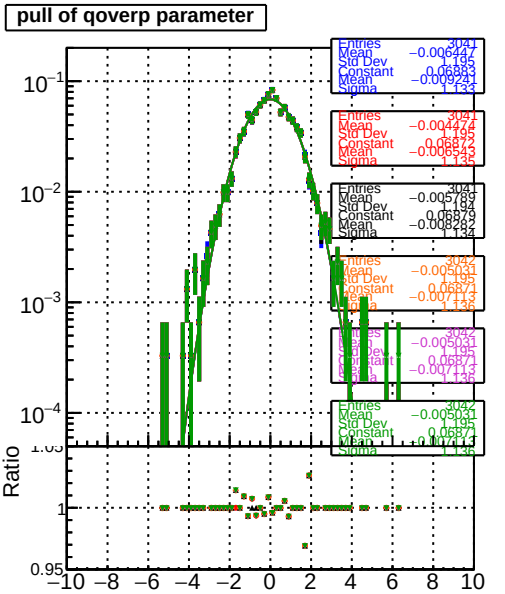
pull of qoverp parameter
Entries 3041
Mean −0.006437
Std Dev 1.195
Constant 0.06883
Mean −0.00941
Sigma 1.133
Entries 3041
Mean −0.004474
Std Dev 1.194
Constant 0.0672
Mean −0.006543
Sigma 1.133
Entries 3041
Mean −0.005789
Std Dev 1.194
Constant 0.06879
Mean −0.008282
Sigma 1.134
Entries 3042
Mean −0.005031
Std Dev 1.195
Constant 0.06871
Mean −0.007113
Sigma 1.135
Entries 3042
Mean −0.005031
Std Dev 1.195
Constant 0.06871
Mean −0.007113
Sigma 1.135
Entries 3042
Mean −0.005031
Std Dev 1.195
Constant 0.06871
Mean −0.007113
Sigma 1.136
Ratio

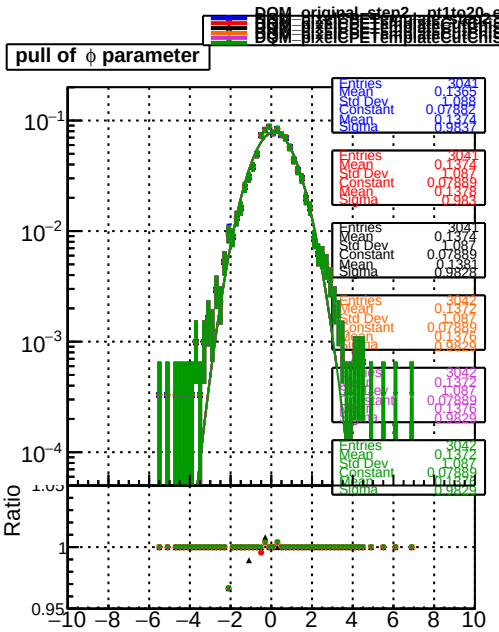
DQM_original_step2_pt1to20_eta1p4to1p6
pull of $\phi$ parameter
Entries 3041
Mean 0.1365
Std Dev 1.088
Constant 0.07882
Mean 0.1434
Sigma 0.9837
Entries 3041
Mean 0.1374
Std Dev 1.087
Constant 0.07889
Mean 0.1418
Sigma 0.9843
Entries 3041
Mean 0.1374
Std Dev 1.087
Constant 0.07889
Mean 0.1381
Sigma 0.9823
Entries 3042
Mean 0.1372
Std Dev 1.087
Constant 0.07889
Mean 0.1378
Sigma 0.9826
Entries 3042
Mean 0.1372
Std Dev 1.087
Constant 0.07889
Mean 0.1376
Sigma 0.9829
Entries 3042
Mean 0.1372
Std Dev 1.087
Constant 0.07889
Mean 0.1376
Sigma 0.9829
Ratio

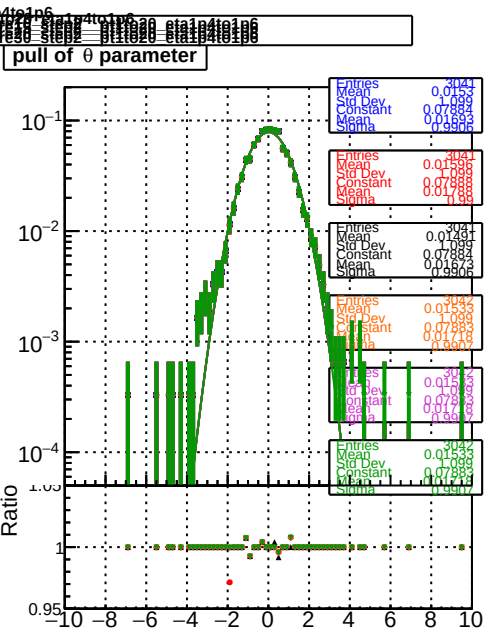
pull of $\theta$ parameter
Entries 3041
Mean 0.0153
Std Dev 1.099
Constant 0.07884
Mean 0.01693
Sigma 0.9906
Entries 3041
Mean 0.01595
Std Dev 1.099
Constant 0.07889
Mean 0.0178
Sigma 0.99
Entries 3041
Mean 0.01591
Std Dev 1.099
Constant 0.07884
Mean 0.01623
Sigma 0.9906
Entries 3042
Mean 0.01533
Std Dev 1.099
Constant 0.07893
Mean 0.01718
Sigma 0.9907
Entries 3042
Mean 0.01533
Std Dev 1.099
Constant 0.07893
Mean 0.01718
Sigma 0.9907
Entries 3042
Mean 0.01533
Std Dev 1.099
Constant 0.07893
Mean 0.01718
Sigma 0.9907
Ratio

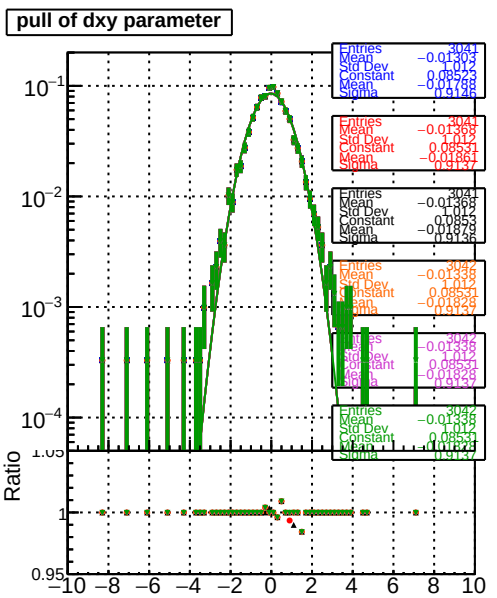
pull of dxy parameter
Entries 3041
Mean −0.01303
Std Dev 1.012
Constant 0.0853
Mean −0.01768
Sigma 0.9145
Entries 3041
Mean −0.01368
Std Dev 1.012
Constant 0.0851
Mean −0.01861
Sigma 0.9137
Entries 3041
Mean −0.01368
Std Dev 1.012
Constant 0.0853
Mean −0.01879
Sigma 0.9136
Entries 3042
Mean −0.01338
Std Dev 1.012
Constant 0.0851
Mean −0.01828
Sigma 0.9137
Entries 3042
Mean −0.01338
Std Dev 1.012
Constant 0.0851
Mean −0.01828
Sigma 0.9137
Entries 3042
Mean −0.01338
Std Dev 1.012
Constant 0.0851
Mean −0.01828
Sigma 0.9137
Ratio

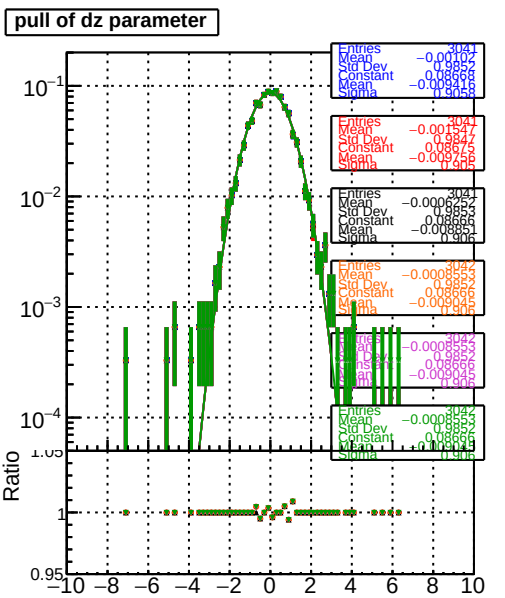
pull of dz parameter
Entries 3041
Mean −0.00102
Std Dev 0.9852
Constant 0.08668
Mean −0.009416
Sigma 0.9058
Entries 3041
Mean −0.001547
Std Dev 0.9847
Constant 0.08673
Mean −0.009655
Sigma 0.906
Entries 3041
Mean −0.000957
Std Dev 0.9852
Constant 0.08666
Mean −0.00851
Sigma 0.906
Entries 3042
Mean −0.0008553
Std Dev 0.9852
Constant 0.08666
Mean −0.009045
Sigma 0.906
Entries 3042
Mean −0.0008553
Std Dev 0.9852
Constant 0.08666
Mean −0.009045
Sigma 0.906
Entries 3042
Mean −0.0008553
Std Dev 0.9852
Constant 0.08666
Mean −0.009045
Sigma 0.906
Ratio