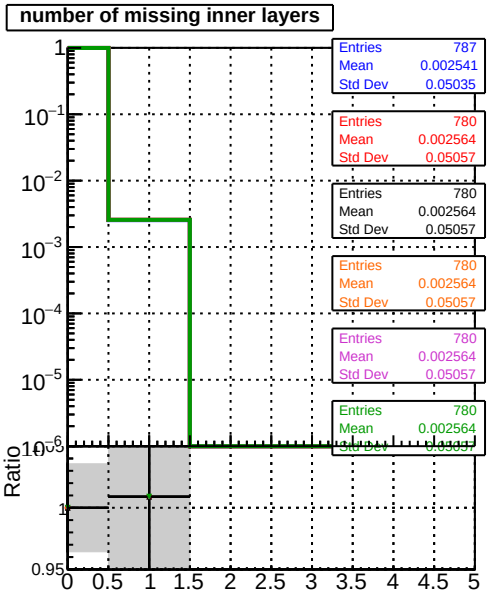
number of missing inner layers
Entries 787
Mean 0.002541
Std Dev 0.05035
Entries 780
Mean 0.002564
Std Dev 0.05057
Entries 780
Mean 0.002564
Std Dev 0.05057
Entries 780
Mean 0.002564
Std Dev 0.05057
Entries 780
Mean 0.002564
Std Dev 0.05057
Entries 780
Mean 0.002564
Ratio

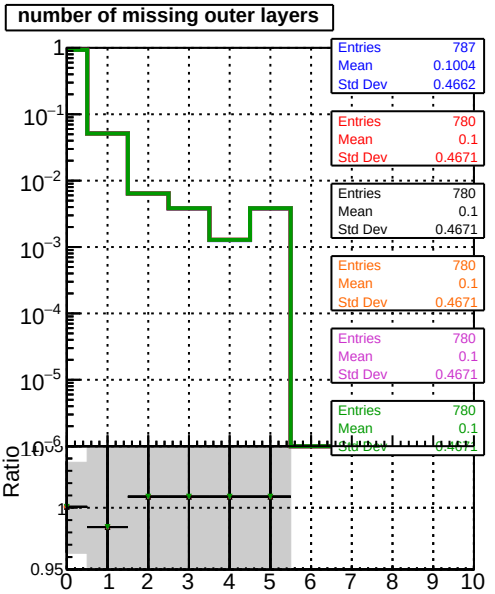
number of missing outer layers
Entries 787
Mean 0.1004
Std Dev 0.4662
Entries 780
Mean 0.1
Std Dev 0.4671
Entries 780
Mean 0.1
Std Dev 0.4671
Entries 780
Mean 0.1
Std Dev 0.4671
Entries 780
Mean 0.1
Entries 780
Mean 0.1
Ratio

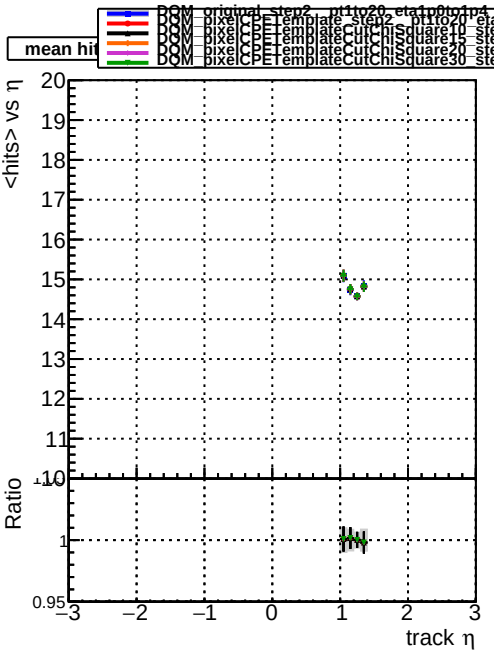
DQM_original_step2__pt1to20_eta1p0to1p4
DQM_pixelCPETemplate_step2__pt1to20_eta1p0to1p4
DQM_pixelCPETemplateCutChiSquare10_step2__pt1to20_eta1p0to1p4
DQM_pixelCPETemplateCutChiSquare15_step2__pt1to20_eta1p0to1p4
DQM_pixelCPETemplateCutChiSquare20_step2__pt1to20_eta1p0to1p4
DQM_pixelCPETemplateCutChiSquare30_step2__pt1to20_eta1p0to1p4
mean hit
<hits> vs η
Ratio
track η

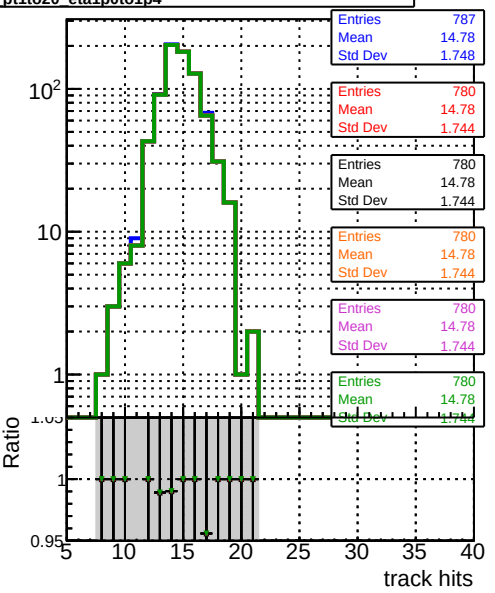
Entries 787
Mean 14.78
Std Dev 1.748
Entries 780
Mean 14.78
Std Dev 1.744
Entries 780
Mean 14.78
Std Dev 1.744
Entries 780
Mean 14.78
Std Dev 1.744
Entries 780
Mean 14.78
Std Dev 1.744
Entries 780
Mean 14.78
Ratio
track hits

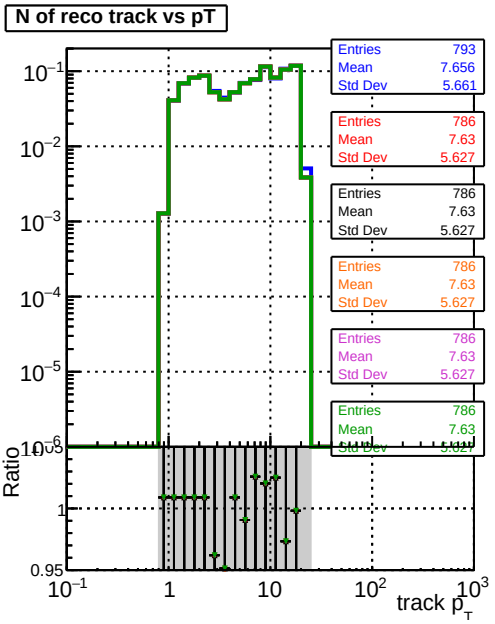
N of reco track vs pT
Entries 793
Mean 7.656
Std Dev 5.661
Entries 786
Mean 7.63
Std Dev 5.627
Entries 786
Mean 7.63
Std Dev 5.627
Entries 786
Mean 7.63
Std Dev 5.627
Entries 786
Mean 7.63
Ratio
track p_T