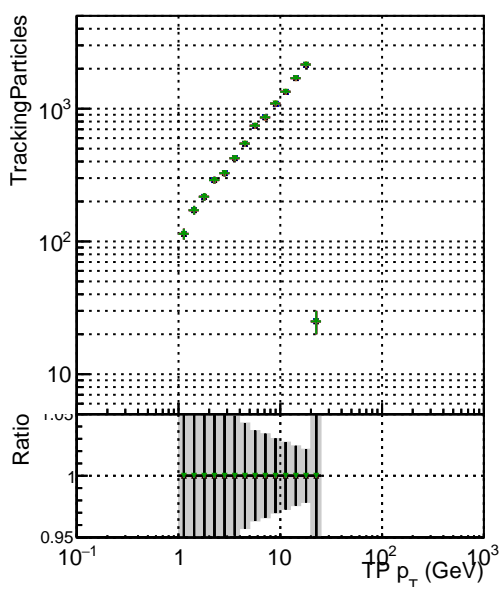
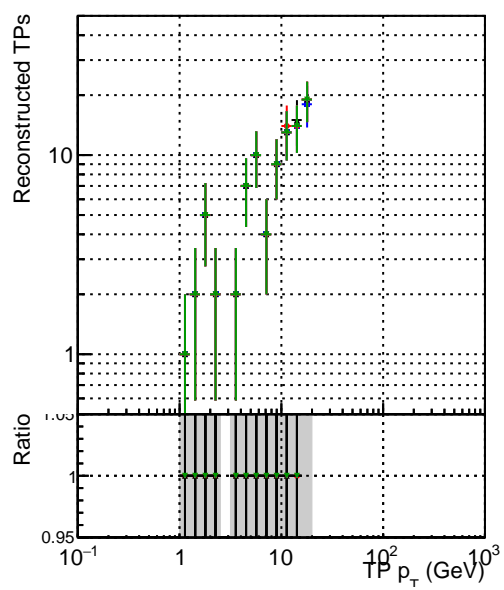
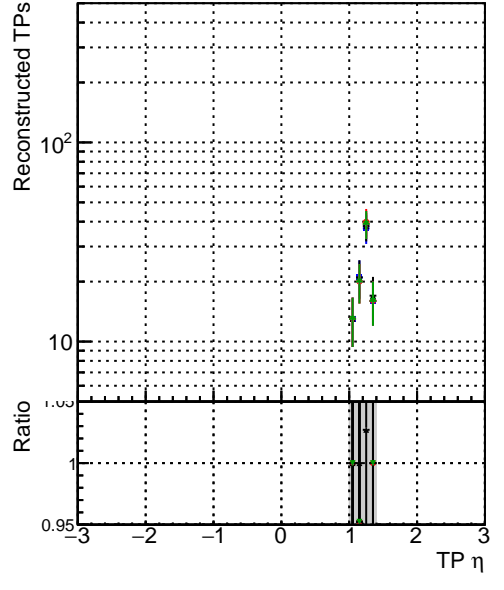
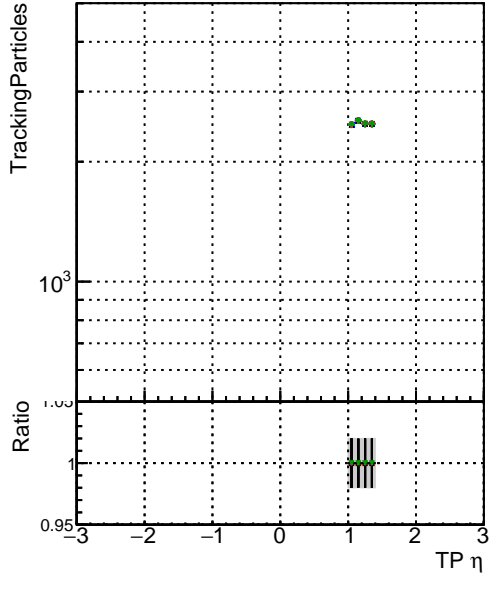
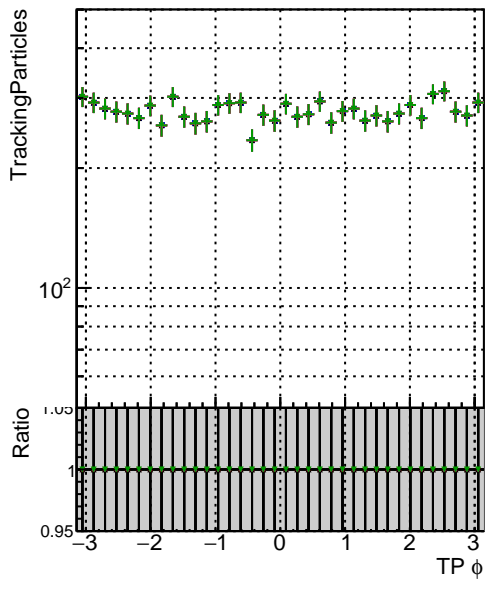


N of simulated tracks vs pT**N of associated tracks (simToReco) vs pT**

N of sim

| | | | | | | | | | | | | |
|-------|-----|----|-----|------|------|-----|-----|--------|----|-----|------|------|
| Blue | DDV | of | bid | Temp | late | Cut | Chi | Square | 10 | eta | 1.00 | 1.04 |
| Red | DDV | of | bid | Temp | late | Cut | Chi | Square | 10 | eta | 1.00 | 1.04 |
| Green | DDV | of | bid | Temp | late | Cut | Chi | Square | 10 | eta | 1.00 | 1.04 |
| Black | DDV | of | bid | Temp | late | Cut | Chi | Square | 10 | eta | 1.00 | 1.04 |
| Grey | DDV | of | bid | Temp | late | Cut | Chi | Square | 10 | eta | 1.00 | 1.04 |

**N of simulated tracks vs phi****N of associated tracks (simToReco) vs phi**