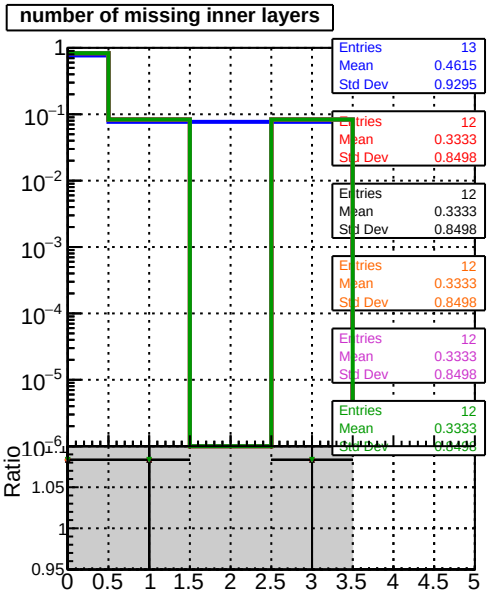
number of missing inner layers
Entries 13
Mean 0.4615
Std Dev 0.9295
Entries 12
Mean 0.3333
Std Dev 0.8498
Ratio

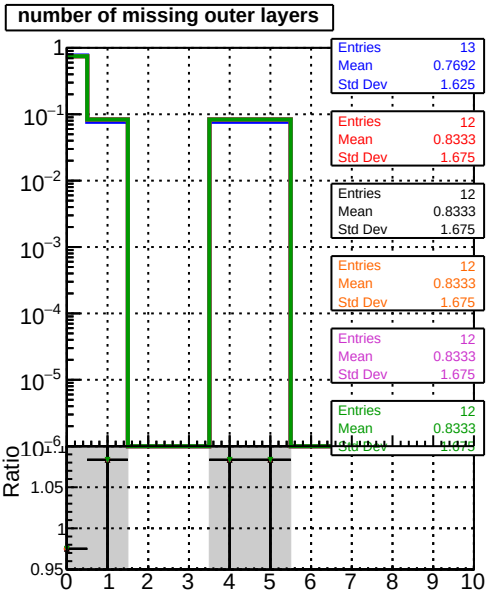
number of missing outer layers
Entries 13
Mean 0.7692
Std Dev 1.625
Entries 12
Mean 0.8333
Std Dev 1.675
Ratio

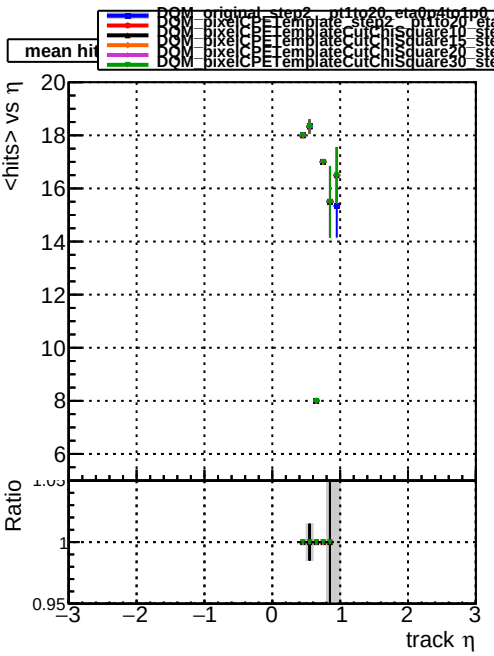
DQM_original_step2__pt1to20_eta0p4to1p0
DQM_pixelCPETemplate_step2__pt1to20_eta0p4to1p0
DQM_pixelCPETemplateCutChiSquare10_step2__pt1to20_eta0p4to1p0
DQM_pixelCPETemplateCutChiSquare15_step2__pt1to20_eta0p4to1p0
DQM_pixelCPETemplateCutChiSquare20_step2__pt1to20_eta0p4to1p0
DQM_pixelCPETemplateCutChiSquare30_step2__pt1to20_eta0p4to1p0
mean hit
<hits> vs η
track η
Ratio

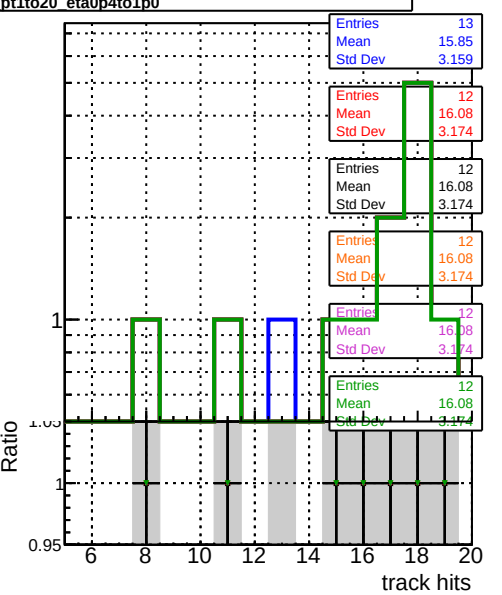
Entries 13
Mean 15.85
Std Dev 3.159
Entries 12
Mean 16.08
Std Dev 3.174
track hits
Ratio

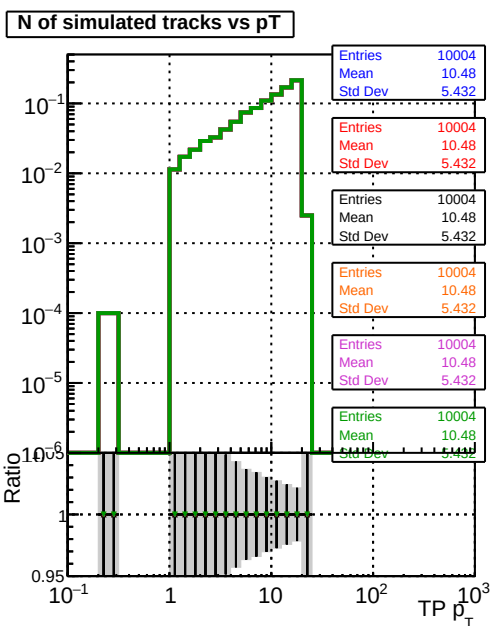
N of simulated tracks vs pT
Entries 10004
Mean 10.48
Std Dev 5.432
TP p_T
Ratio

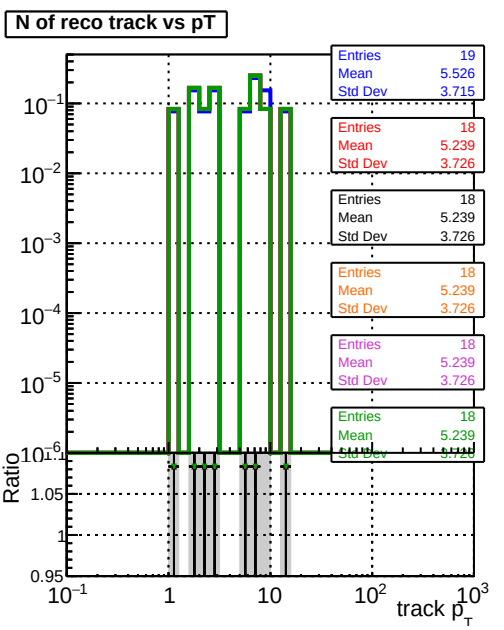
N of reco track vs pT
Entries 19
Mean 5.526
Std Dev 3.715
Entries 18
Mean 5.239
Std Dev 3.726
track p_T
Ratio