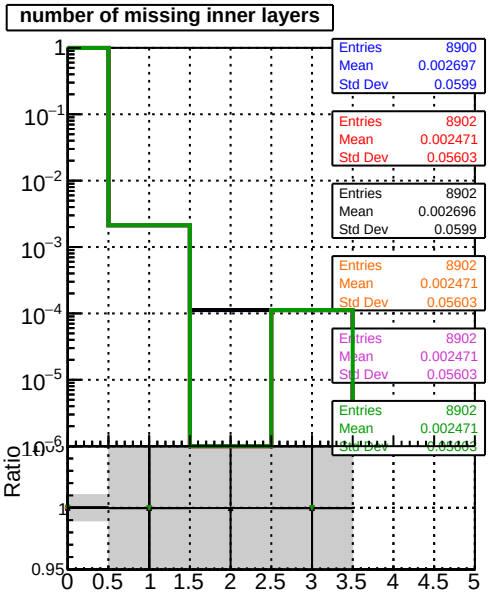
number of missing inner layers
Entries 8900
Mean 0.002697
Std Dev 0.0599
Entries 8902
Mean 0.002471
Std Dev 0.05603
Entries 8902
Mean 0.002696
Std Dev 0.0599
Entries 8902
Mean 0.002471
Std Dev 0.05603
Entries 8902
Mean 0.002471
Std Dev 0.05603
Entries 8902
Mean 0.002471
Ratio

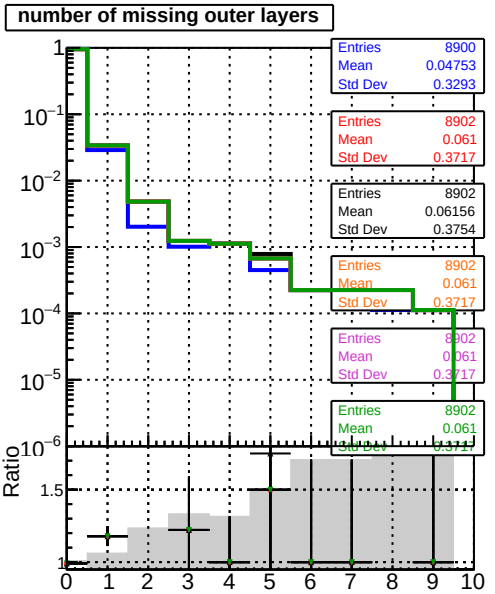
number of missing outer layers
Entries 8900
Mean 0.04753
Std Dev 0.3293
Entries 8902
Mean 0.061
Std Dev 0.3717
Entries 8902
Mean 0.06156
Std Dev 0.3754
Entries 8902
Mean 0.061
Std Dev 0.3717
Entries 8902
Mean 0.061
Std Dev 0.3717
Entries 8902
Mean 0.061
Ratio

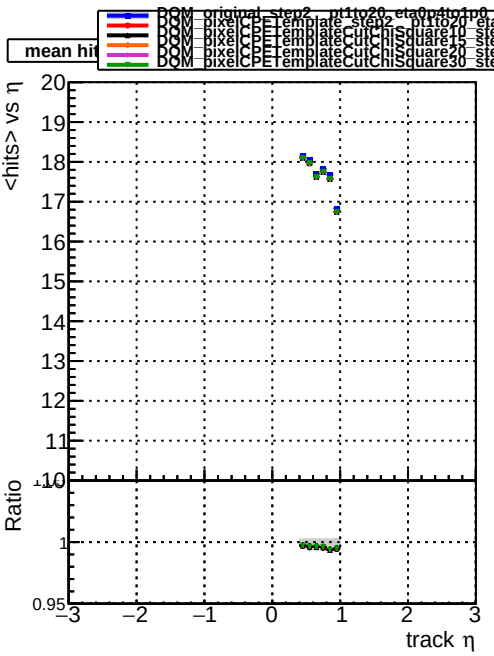
DQM_original_step2__pt1to20_eta0p4to1p0
DQM_pixelCPETemplate_step2__pt1to20_eta0p4to1p0
DQM_pixelCPETemplateCutChiSquare10_step2__pt1to20_eta0p4to1p0
DQM_pixelCPETemplateCutChiSquare15_step2__pt1to20_eta0p4to1p0
DQM_pixelCPETemplateCutChiSquare20_step2__pt1to20_eta0p4to1p0
DQM_pixelCPETemplateCutChiSquare30_step2__pt1to20_eta0p4to1p0
mean hit
<hits> vs η
Ratio
track η

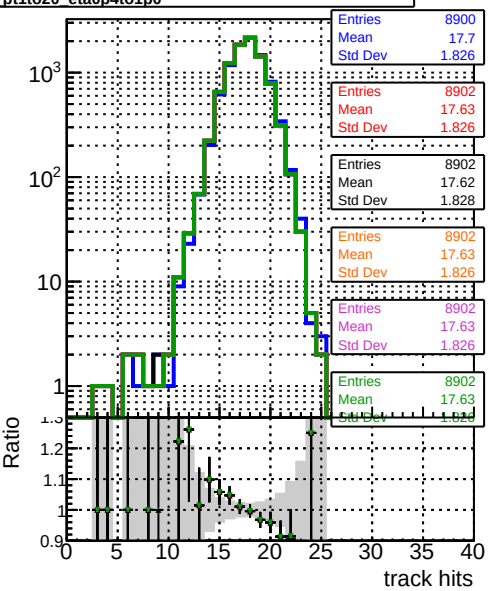
Entries 8900
Mean 17.7
Std Dev 1.826
Entries 8902
Mean 17.63
Std Dev 1.826
Entries 8902
Mean 17.62
Std Dev 1.828
Entries 8902
Mean 17.63
Std Dev 1.826
Entries 8902
Mean 17.63
Std Dev 1.826
Entries 8902
Mean 17.63
Ratio
track hits

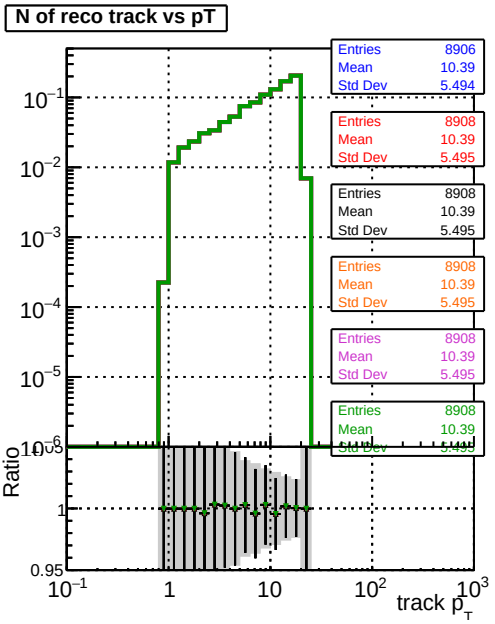
N of reco track vs pT
Entries 8906
Mean 10.39
Std Dev 5.494
Entries 8908
Mean 10.39
Std Dev 5.495
Entries 8908
Mean 10.39
Std Dev 5.495
Entries 8908
Mean 10.39
Std Dev 5.495
Entries 8908
Mean 10.39
Ratio
track p_T