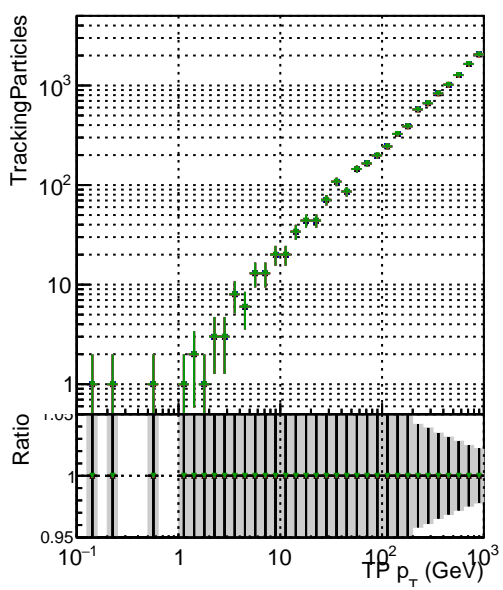
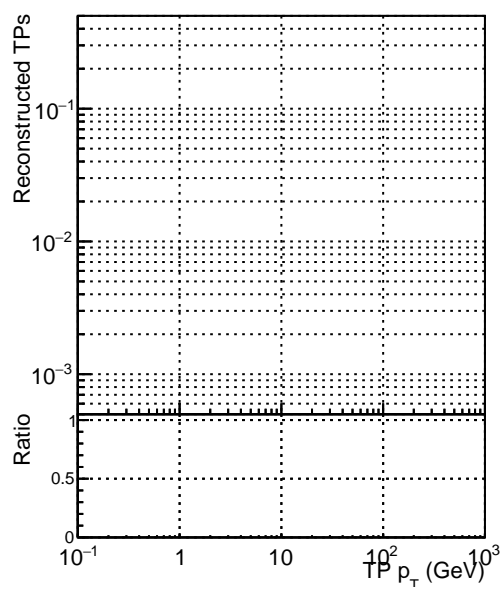
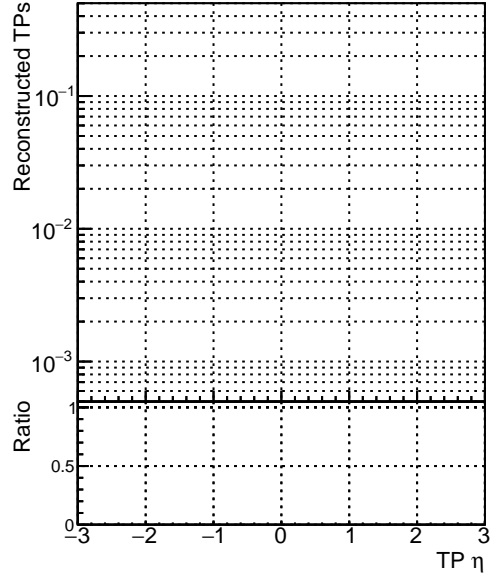
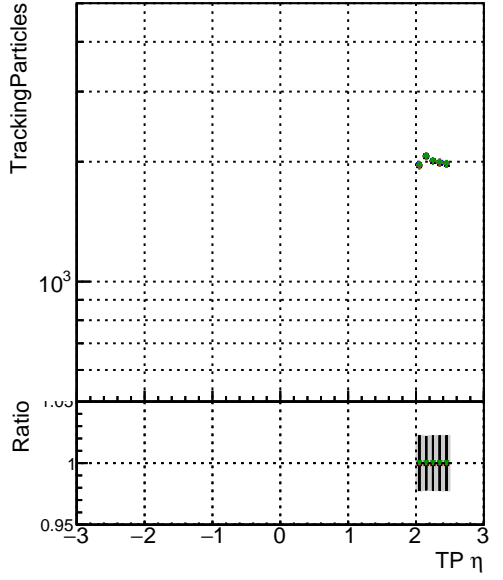
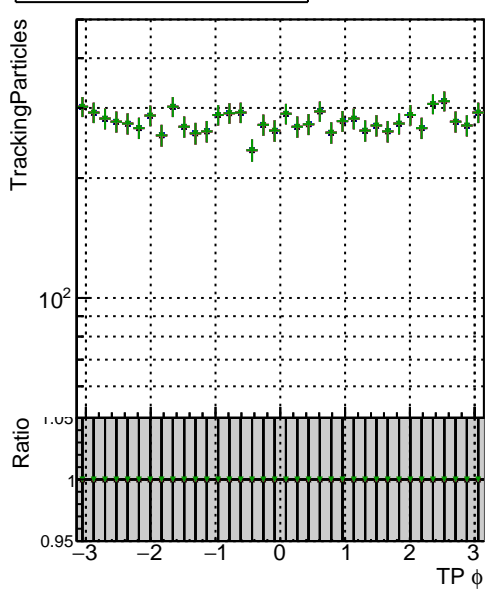


**N of simulated tracks vs pT****N of associated tracks (simToReco) vs pT**

**N of sim**

Blue circle	DDM of bidca	step2	1 to 1000	eta2p0to2p5
Red square	DDM of bidca	step2	1 to 1000	eta2p0to2p5
Green triangle	DDM of bidca	step2	1 to 1000	eta2p0to2p5
Black diamond	DDM of bidca	step2	1 to 1000	eta2p0to2p5
Blue circle	DDM of bidca	step2	1 to 1000	eta2p0to2p5
Red square	DDM of bidca	step2	1 to 1000	eta2p0to2p5
Green triangle	DDM of bidca	step2	1 to 1000	eta2p0to2p5
Black diamond	DDM of bidca	step2	1 to 1000	eta2p0to2p5
Blue circle	DDM of bidca	step2	1 to 1000	eta2p0to2p5
Red square	DDM of bidca	step2	1 to 1000	eta2p0to2p5
Green triangle	DDM of bidca	step2	1 to 1000	eta2p0to2p5
Black diamond	DDM of bidca	step2	1 to 1000	eta2p0to2p5

**N of simulated tracks vs phi****N of associated tracks (simToReco) vs phi**