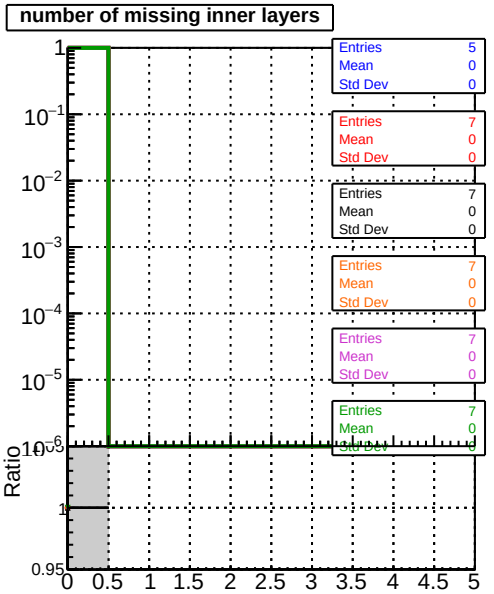
number of missing inner layers
Entries 5
Mean 0
Std Dev 0
Entries 7
Mean 0
Std Dev 0
Entries 7
Mean 0
Std Dev 0
Entries 7
Mean 0
Std Dev 0
Entries 7
Mean 0
Std Dev 0
Entries 7
Mean 0
Ratio

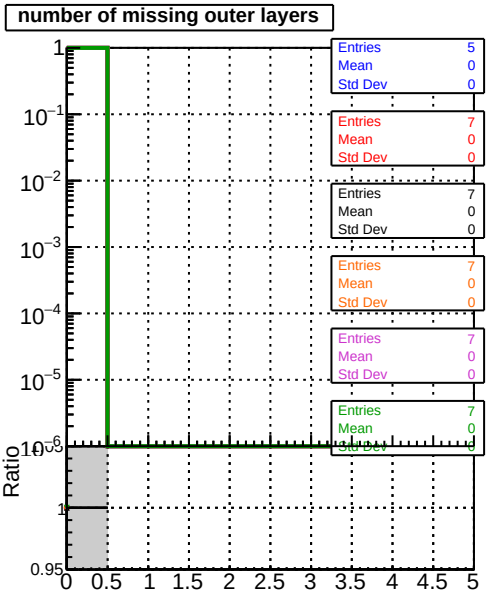
number of missing outer layers
Entries 5
Mean 0
Std Dev 0
Entries 7
Mean 0
Std Dev 0
Entries 7
Mean 0
Std Dev 0
Entries 7
Mean 0
Std Dev 0
Entries 7
Mean 0
Std Dev 0
Entries 7
Mean 0
Ratio

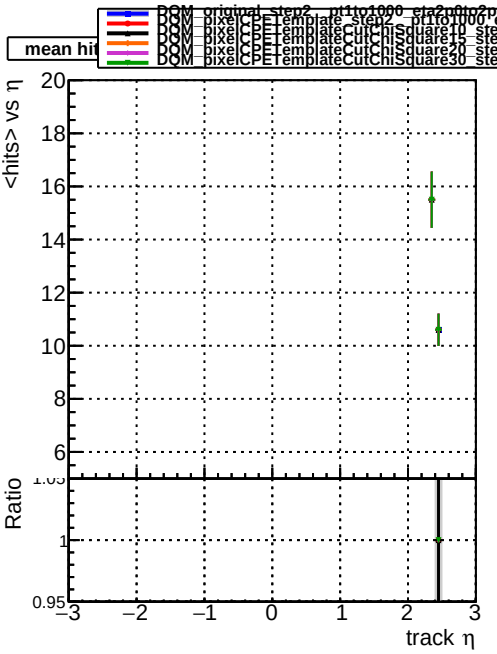
DQM_original_step2__pt1to1000__eta2p0to2p5
DQM_pixelCPETemplate_step2__pt1to1000__eta2p0to2p5
DQM_pixelCPETemplateCutChiSquare10_step2__pt1to1000__eta2p0to2p5
DQM_pixelCPETemplateCutChiSquare15_step2__pt1to1000__eta2p0to2p5
DQM_pixelCPETemplateCutChiSquare20_step2__pt1to1000__eta2p0to2p5
DQM_pixelCPETemplateCutChiSquare30_step2__pt1to1000__eta2p0to2p5
mean hit
<hits> vs η
Ratio
track η

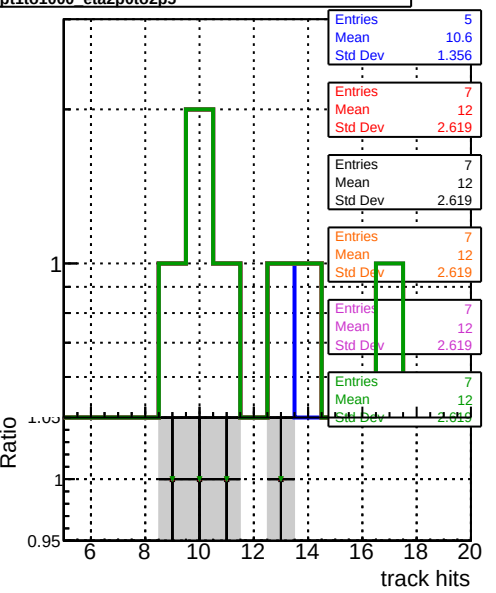
Entries 5
Mean 10.6
Std Dev 1.356
Entries 7
Mean 12
Std Dev 2.619
Entries 7
Mean 12
Std Dev 2.619
Entries 7
Mean 12
Std Dev 2.619
Entries 7
Mean 12
Ratio
track hits

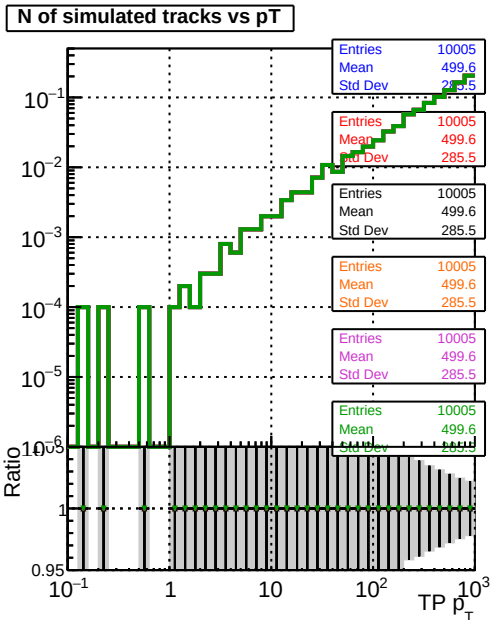
N of simulated tracks vs pT
Entries 10005
Mean 499.6
Std Dev 285.5
Entries 10005
Mean 499.6
Std Dev 285.5
Entries 10005
Mean 499.6
Std Dev 285.5
Entries 10005
Mean 499.6
Std Dev 285.5
Entries 10005
Mean 499.6
Ratio
TP p_T

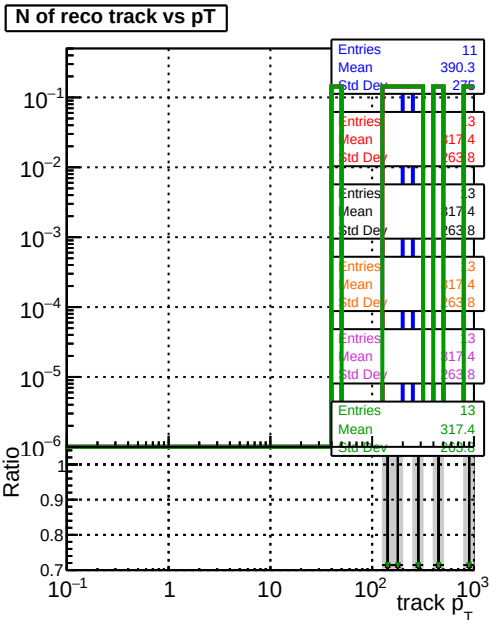
N of reco track vs pT
Entries 11
Mean 390.3
Entries 13
Mean 317.4
Entries 13
Mean 317.4
Entries 13
Mean 317.4
Entries 13
Mean 317.4
Entries 13
Mean 317.4
Ratio
track p_T