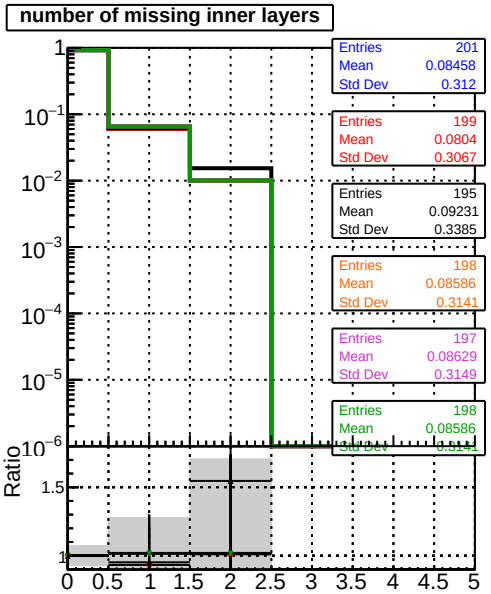
number of missing inner layers
Entries 201
Mean 0.08458
Std Dev 0.312
Entries 199
Mean 0.0804
Std Dev 0.3067
Entries 195
Mean 0.09231
Std Dev 0.3385
Entries 198
Mean 0.08586
Std Dev 0.3141
Entries 197
Mean 0.08629
Std Dev 0.3149
Entries 198
Mean 0.08586
Ratio

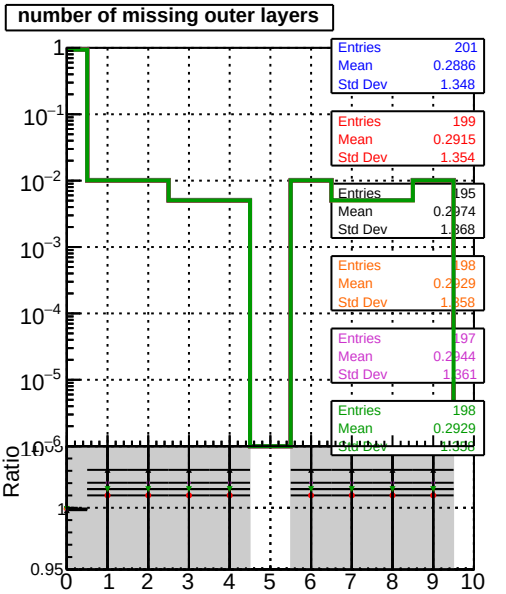
number of missing outer layers
Entries 201
Mean 0.2886
Std Dev 1.348
Entries 199
Mean 0.2915
Std Dev 1.354
Entries 195
Mean 0.2974
Std Dev 1.368
Entries 198
Mean 0.2929
Std Dev 1.358
Entries 197
Mean 0.2944
Std Dev 1.361
Entries 198
Mean 0.2929
Ratio

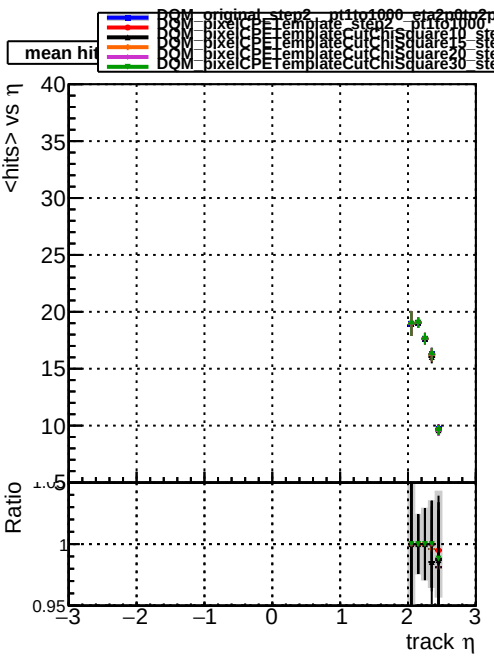
DQM_original_step2__pt1to1000__eta2p0to2p5
DQM_pixelCPETemplate_step2__pt1to1000__eta2p0to2p5
DQM_pixelCPETemplateCutChiSquare10_step2__pt1to1000__eta2p0to2p5
DQM_pixelCPETemplateCutChiSquare15_step2__pt1to1000__eta2p0to2p5
DQM_pixelCPETemplateCutChiSquare20_step2__pt1to1000__eta2p0to2p5
DQM_pixelCPETemplateCutChiSquare30_step2__pt1to1000__eta2p0to2p5
mean hit
<hits> vs η
Ratio
track η

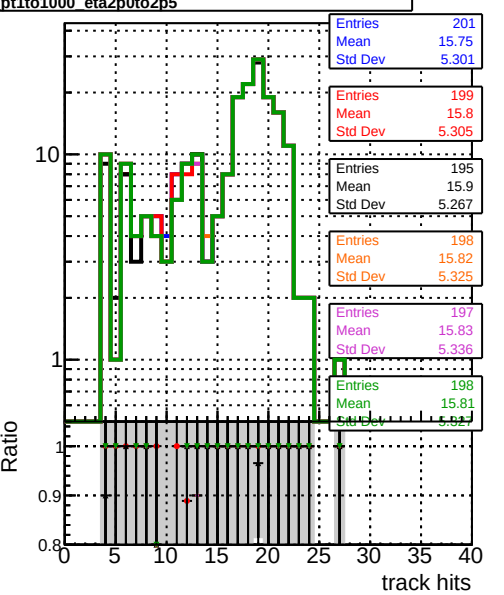
Entries 201
Mean 15.75
Std Dev 5.301
Entries 199
Mean 15.8
Std Dev 5.305
Entries 195
Mean 15.9
Std Dev 5.267
Entries 198
Mean 15.82
Std Dev 5.325
Entries 197
Mean 15.83
Std Dev 5.336
Entries 198
Mean 15.81
Ratio
track hits

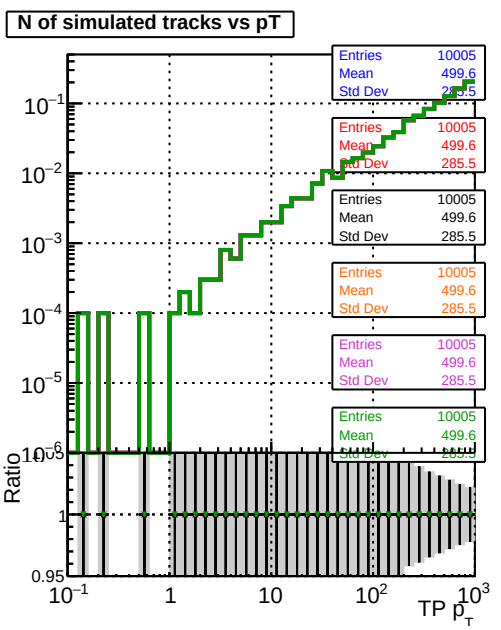
N of simulated tracks vs pT
Entries 10005
Mean 499.6
Entries 10005
Mean 499.6
Std Dev 285.5
Entries 10005
Mean 499.6
Std Dev 285.5
Entries 10005
Mean 499.6
Std Dev 285.5
Entries 10005
Mean 499.6
Ratio
TP p_T

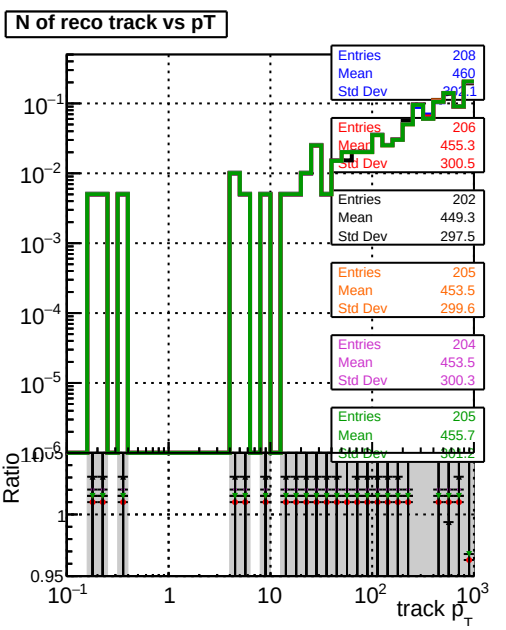
N of reco track vs pT
Entries 208
Mean 460
Entries 206
Mean 455.3
Std Dev 300.5
Entries 202
Mean 449.3
Std Dev 297.5
Entries 205
Mean 453.5
Std Dev 299.6
Entries 204
Mean 453.5
Std Dev 300.3
Entries 205
Mean 455.7
Ratio
track p_T