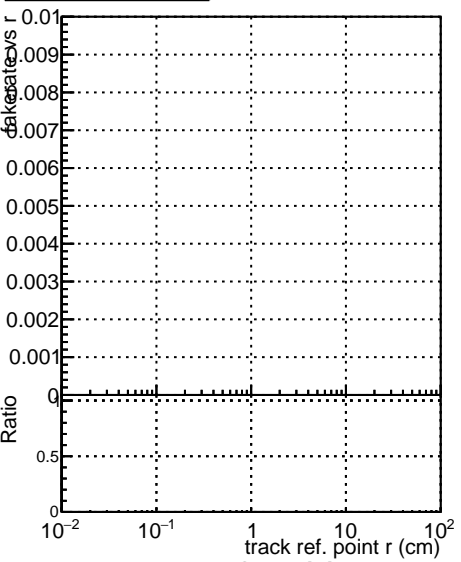
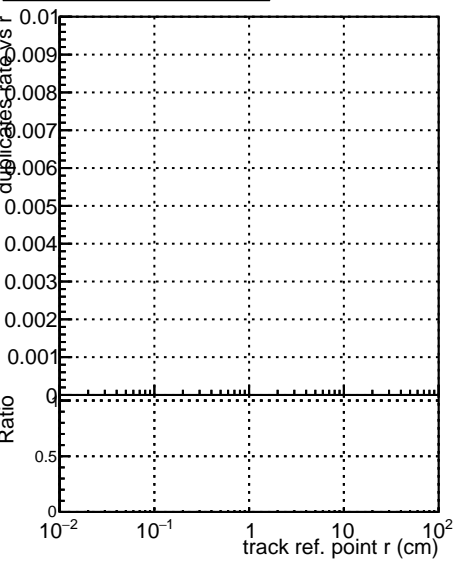


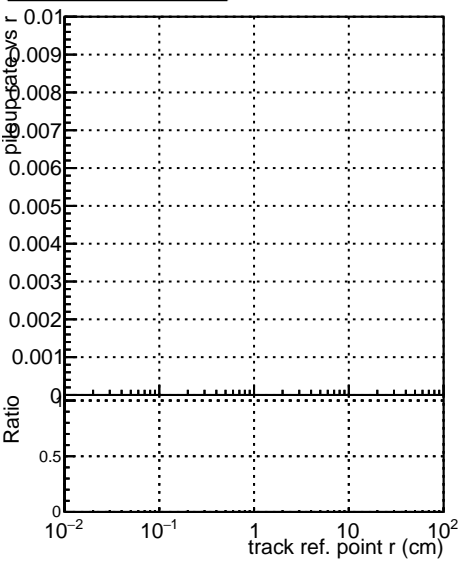
Fake rate vs vertpos



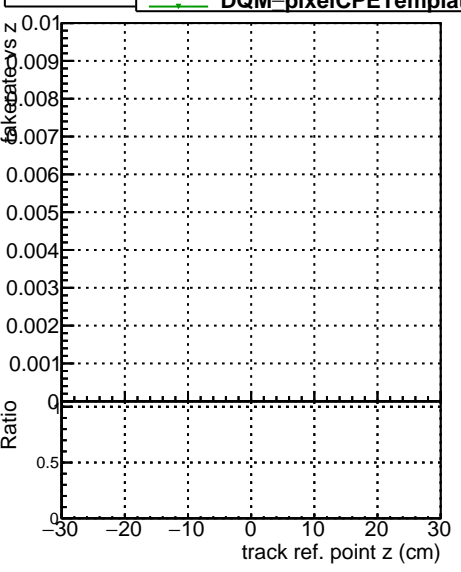
Duplicates Rate vs vertpos



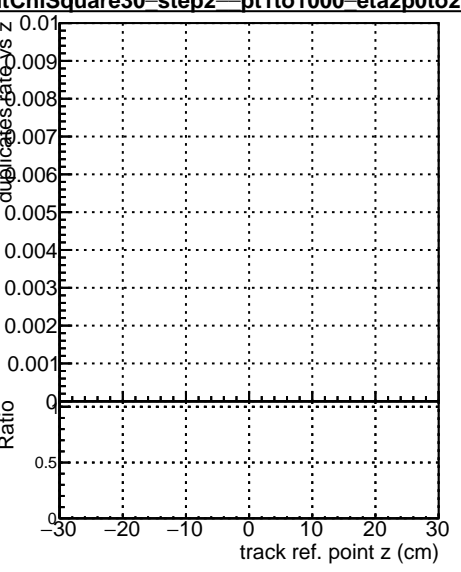
Pileup rate vs vertpos



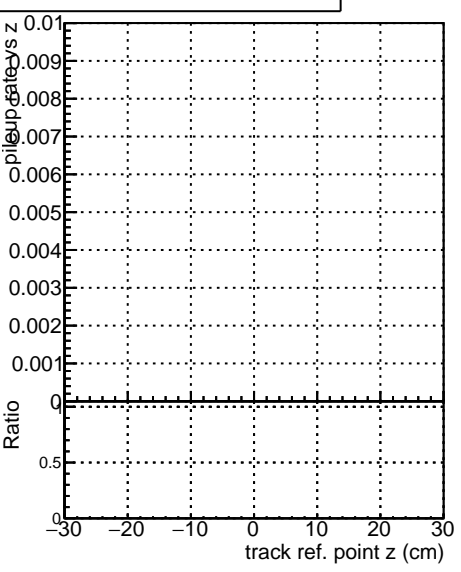
Fake rate vs v



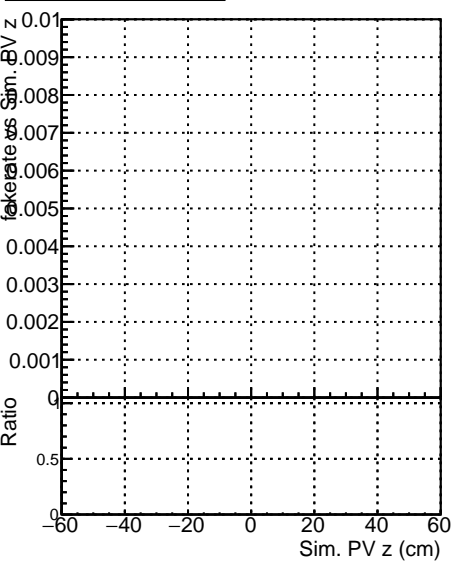
Duplicates Rate vs v



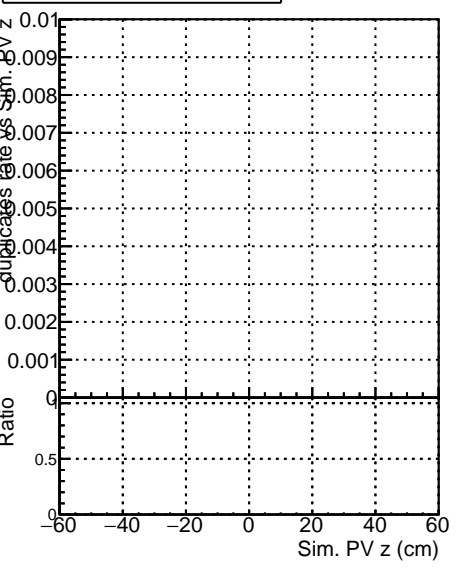
Pileup rate vs v



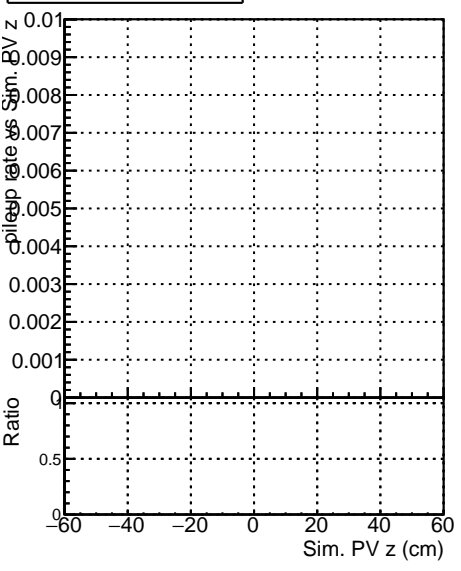
Fake rate vs. sim PV z



Duplicates Rate vs sim PV z



Pileup rate vs. sim PV z



Legend for the plots above:

- original
- step 1
- step 2
- step 3
- step 4
- step 5
- step 6
- step 7
- step 8
- step 9
- step 10
- step 11
- step 12
- step 13
- step 14
- step 15
- step 16
- step 17
- step 18
- step 19
- step 20
- step 21
- step 22
- step 23
- step 24
- step 25
- step 26
- step 27
- step 28
- step 29
- step 30
- step 31
- step 32
- step 33
- step 34
- step 35
- step 36
- step 37
- step 38
- step 39
- step 40
- step 41
- step 42
- step 43
- step 44
- step 45
- step 46
- step 47
- step 48
- step 49
- step 50
- step 51
- step 52
- step 53
- step 54
- step 55
- step 56
- step 57
- step 58
- step 59
- step 60
- step 61
- step 62
- step 63
- step 64
- step 65
- step 66
- step 67
- step 68
- step 69
- step 70
- step 71
- step 72
- step 73
- step 74
- step 75
- step 76
- step 77
- step 78
- step 79
- step 80
- step 81
- step 82
- step 83
- step 84
- step 85
- step 86
- step 87
- step 88
- step 89
- step 90
- step 91
- step 92
- step 93
- step 94
- step 95
- step 96
- step 97
- step 98
- step 99
- step 100