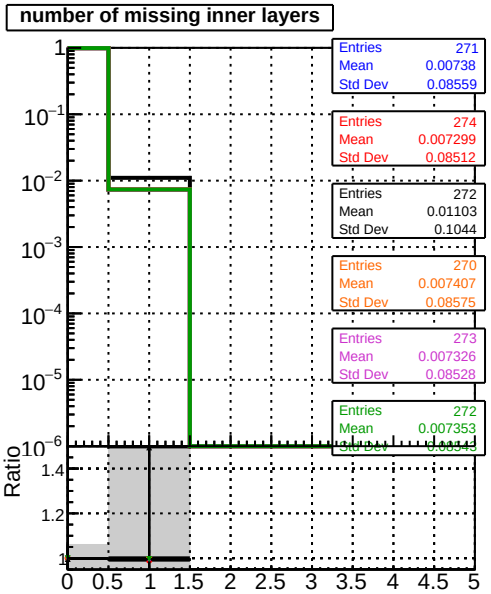
number of missing inner layers
Entries 271
Mean 0.00738
Std Dev 0.08559
Entries 274
Mean 0.007299
Std Dev 0.08512
Entries 272
Mean 0.01103
Std Dev 0.1044
Entries 270
Mean 0.007407
Std Dev 0.08575
Entries 273
Mean 0.007326
Std Dev 0.08528
Entries 272
Mean 0.007353
Ratio

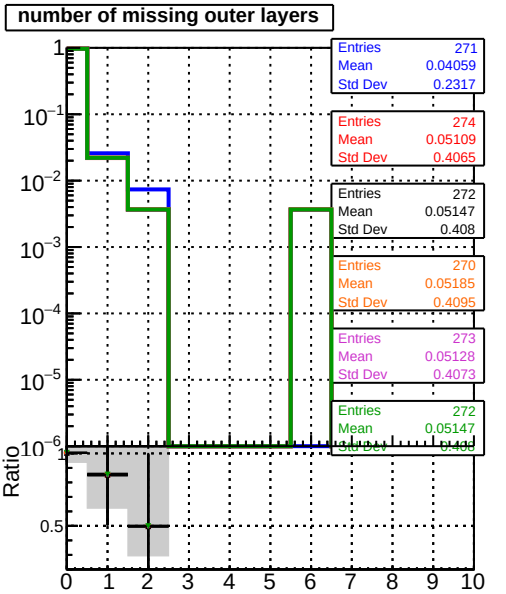
number of missing outer layers
Entries 271
Mean 0.04059
Std Dev 0.2317
Entries 274
Mean 0.05109
Std Dev 0.4065
Entries 272
Mean 0.05147
Std Dev 0.408
Entries 270
Mean 0.05185
Std Dev 0.4095
Entries 273
Mean 0.05128
Std Dev 0.4073
Entries 272
Mean 0.05147
Ratio

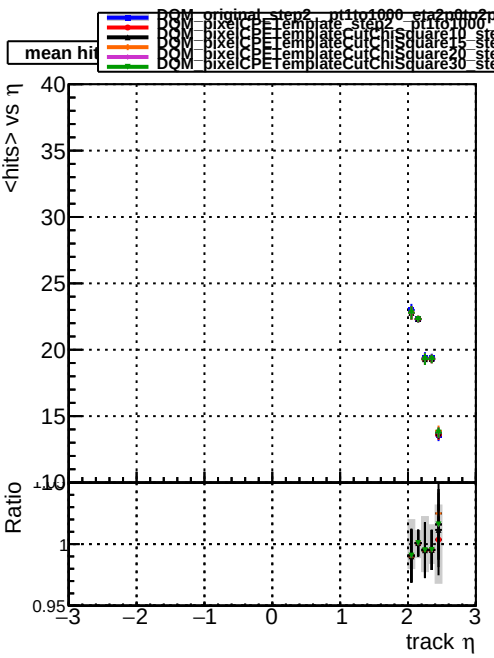
DQM_original_step2__pt1to1000__eta2p0to2p5
DQM_pixelCPETemplate_step2__pt1to1000__eta2p0to2p5
DQM_pixelCPETemplateCutChiSquare10_step2__pt1to1000__eta2p0to2p5
DQM_pixelCPETemplateCutChiSquare15_step2__pt1to1000__eta2p0to2p5
DQM_pixelCPETemplateCutChiSquare20_step2__pt1to1000__eta2p0to2p5
DQM_pixelCPETemplateCutChiSquare30_step2__pt1to1000__eta2p0to2p5
mean hit
<hits> vs η
Ratio
track η

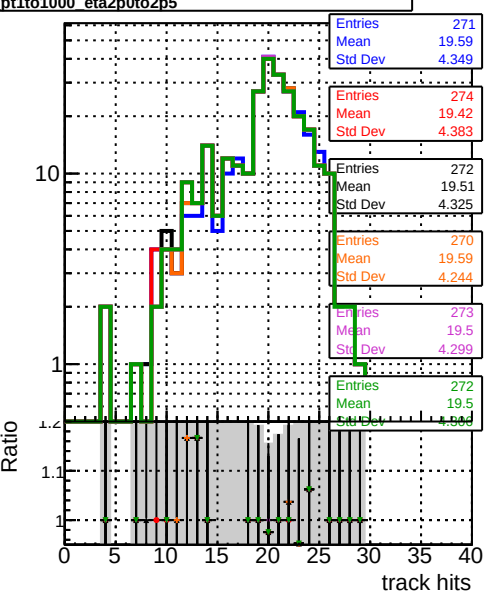
Entries 271
Mean 19.59
Std Dev 4.349
Entries 274
Mean 19.42
Std Dev 4.383
Entries 272
Mean 19.51
Std Dev 4.325
Entries 270
Mean 19.59
Std Dev 4.244
Entries 273
Mean 19.5
Std Dev 4.299
Entries 272
Mean 19.5
Ratio
track hits

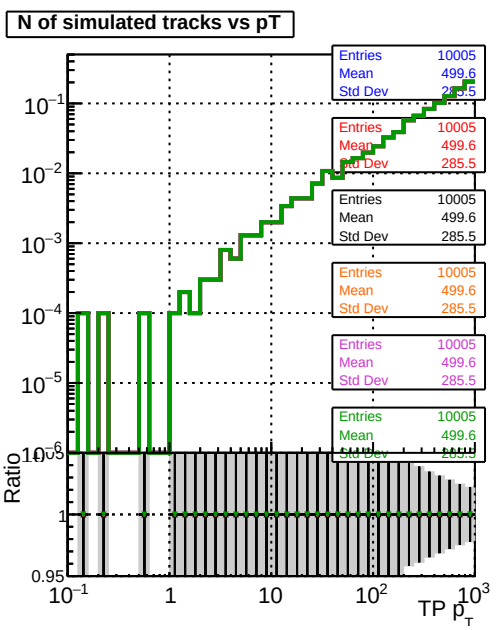
N of simulated tracks vs pT
Entries 10005
Mean 499.6
Entries 10005
Mean 499.6
Std Dev 285.5
Entries 10005
Mean 499.6
Std Dev 285.5
Entries 10005
Mean 499.6
Std Dev 285.5
Entries 10005
Mean 499.6
Ratio
TP p_T

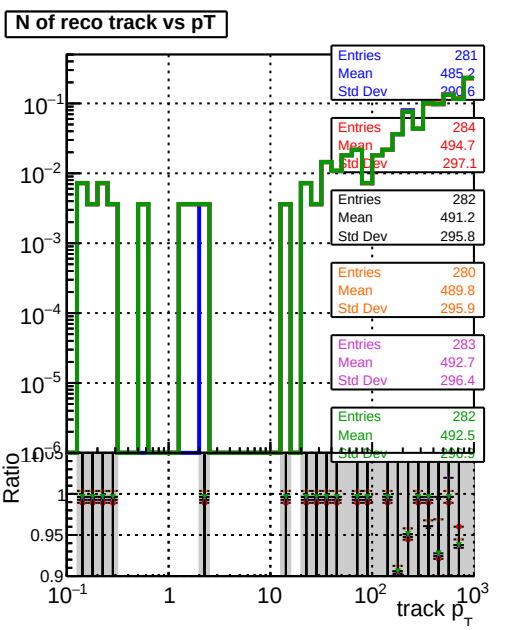
N of reco track vs pT
Entries 281
Mean 485.2
Entries 284
Mean 494.7
Std Dev 297.1
Entries 282
Mean 491.2
Std Dev 295.8
Entries 280
Mean 489.8
Std Dev 295.9
Entries 283
Mean 492.7
Std Dev 296.4
Entries 282
Mean 492.5
Ratio
track p_T