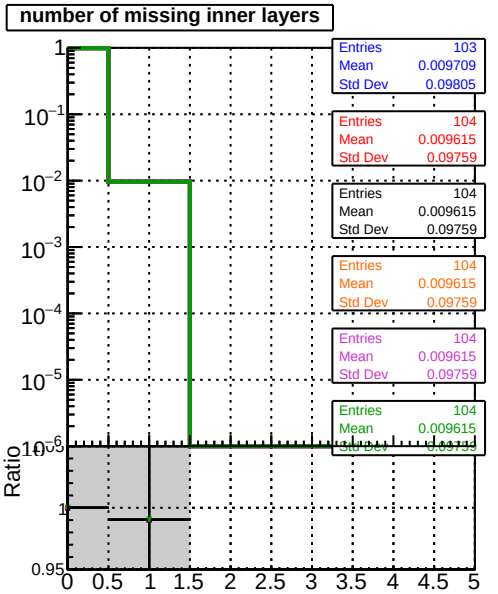
number of missing inner layers
Entries 103
Mean 0.009709
Std Dev 0.09805
Entries 104
Mean 0.009615
Std Dev 0.09759
Ratio

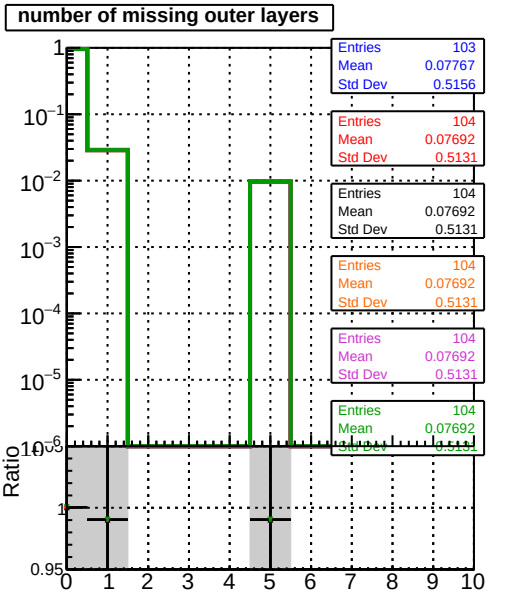
number of missing outer layers
Entries 103
Mean 0.07767
Std Dev 0.5156
Entries 104
Mean 0.07692
Std Dev 0.5131
Ratio

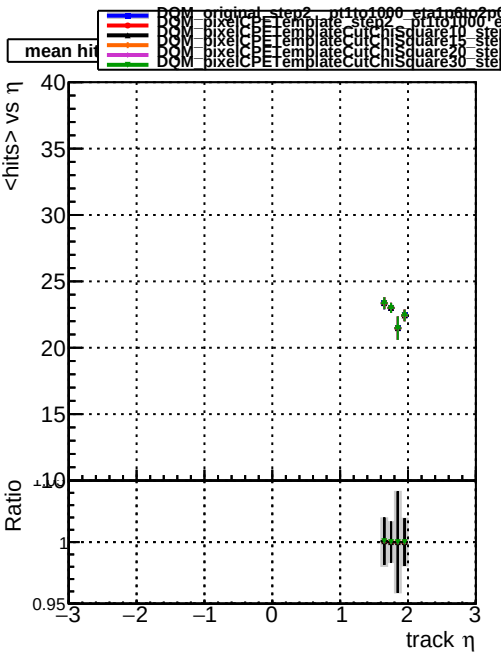
DQM_original_step2__pt1to1000__eta1p6to2p0
DQM_pixelCPETemplate_step2__pt1to1000__eta1p6to2p0
DQM_pixelCPETemplateCutChiSquare10_step2__pt1to1000__eta1p6to2p0
DQM_pixelCPETemplateCutChiSquare15_step2__pt1to1000__eta1p6to2p0
DQM_pixelCPETemplateCutChiSquare20_step2__pt1to1000__eta1p6to2p0
DQM_pixelCPETemplateCutChiSquare30_step2__pt1to1000__eta1p6to2p0
<hits> vs η
Ratio
track η

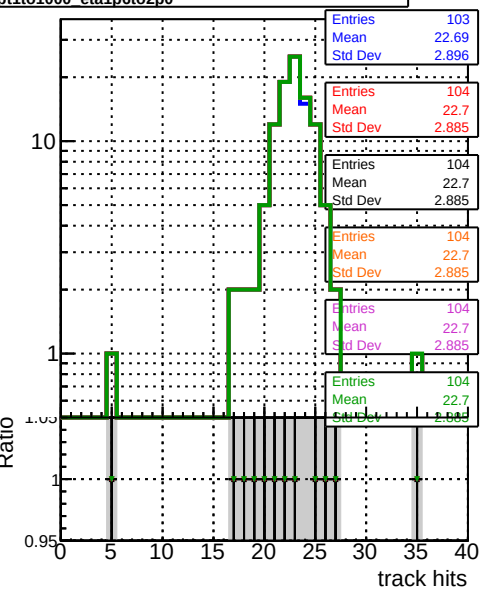
Entries 103
Mean 22.69
Std Dev 2.896
Entries 104
Mean 22.7
Std Dev 2.885
Ratio
track hits

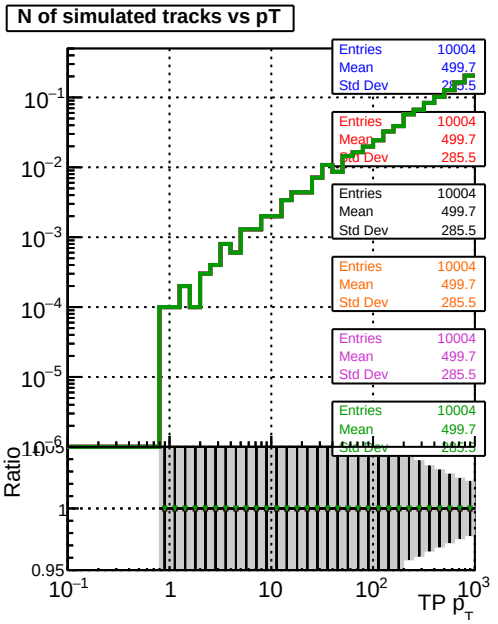
N of simulated tracks vs pT
Entries 10004
Mean 499.7
Std Dev 285.5
Ratio
TP p_T

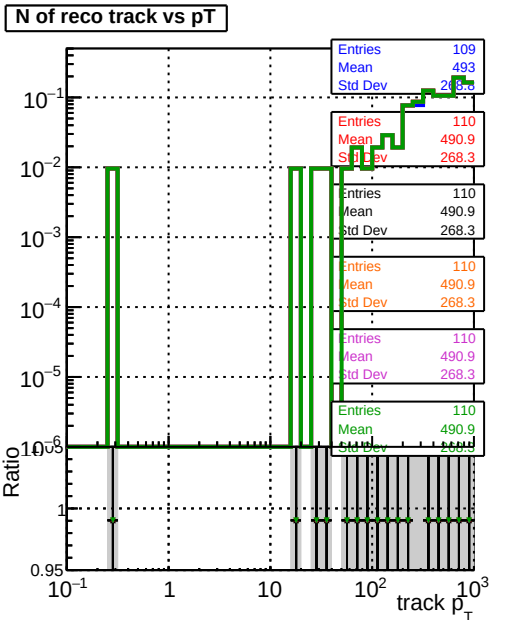
N of reco track vs pT
Entries 109
Mean 493
Entries 110
Mean 490.9
Std Dev 268.3
Ratio
track p_T