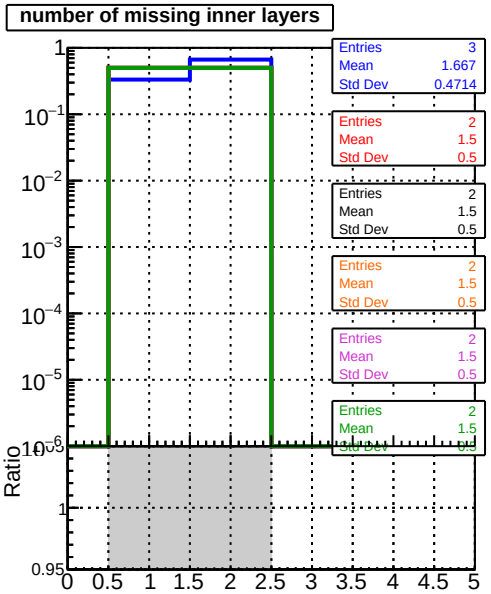
number of missing inner layers
Entries 3
Mean 1.667
Std Dev 0.4714
Entries 2
Mean 1.5
Std Dev 0.5
Entries 2
Mean 1.5
Std Dev 0.5
Entries 2
Mean 1.5
Std Dev 0.5
Entries 2
Mean 1.5
Std Dev 0.5
Entries 2
Mean 1.5
Ratio

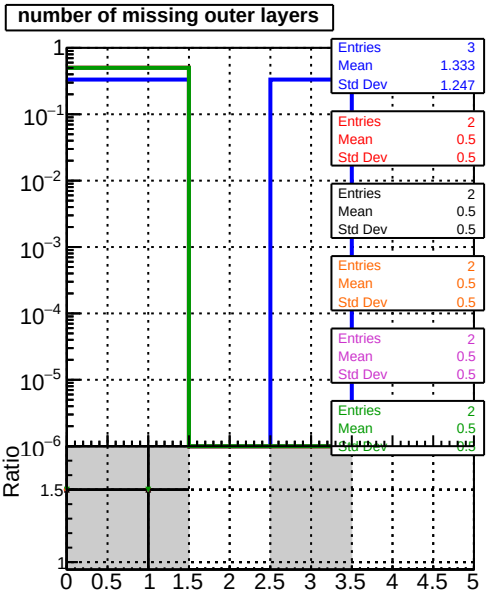
number of missing outer layers
Entries 3
Mean 1.333
Std Dev 1.247
Entries 2
Mean 0.5
Std Dev 0.5
Entries 2
Mean 0.5
Std Dev 0.5
Entries 2
Mean 0.5
Std Dev 0.5
Entries 2
Mean 0.5
Std Dev 0.5
Entries 2
Mean 0.5
Ratio

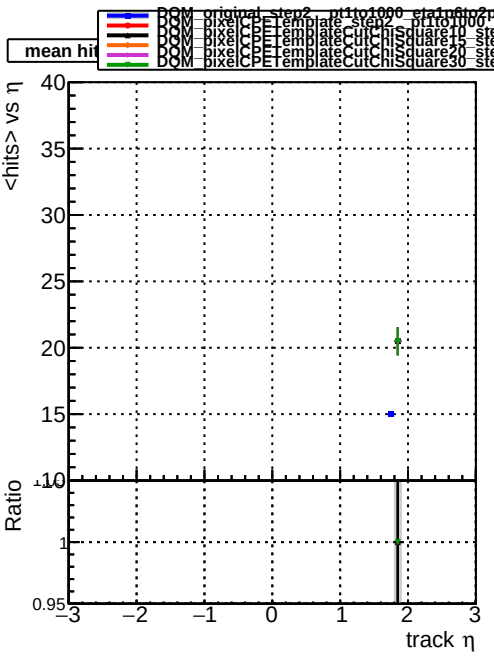
DQM_original_step2__pt1to1000__eta1p6to2p0
DQM_pixelCPETemplate_step2__pt1to1000__eta1p6to2p0
DQM_pixelCPETemplateCutChiSquare10_step2__pt1to1000__eta1p6to2p0
DQM_pixelCPETemplateCutChiSquare15_step2__pt1to1000__eta1p6to2p0
DQM_pixelCPETemplateCutChiSquare20_step2__pt1to1000__eta1p6to2p0
DQM_pixelCPETemplateCutChiSquare30_step2__pt1to1000__eta1p6to2p0
mean hit
<hits> vs η
Ratio
track η

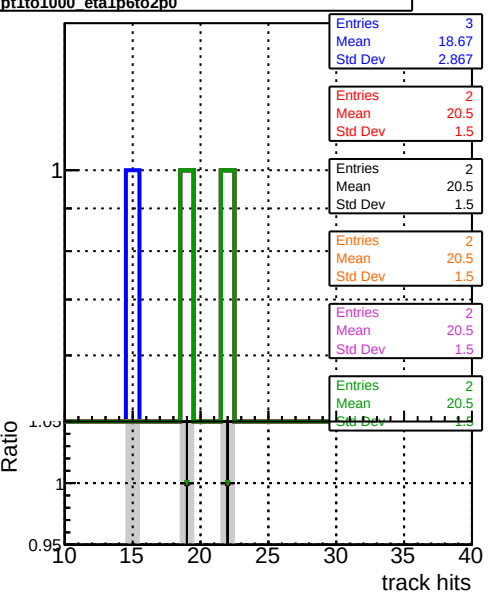
Entries 3
Mean 18.67
Std Dev 2.867
Entries 2
Mean 20.5
Std Dev 1.5
Entries 2
Mean 20.5
Std Dev 1.5
Entries 2
Mean 20.5
Std Dev 1.5
Entries 2
Mean 20.5
Ratio
track hits

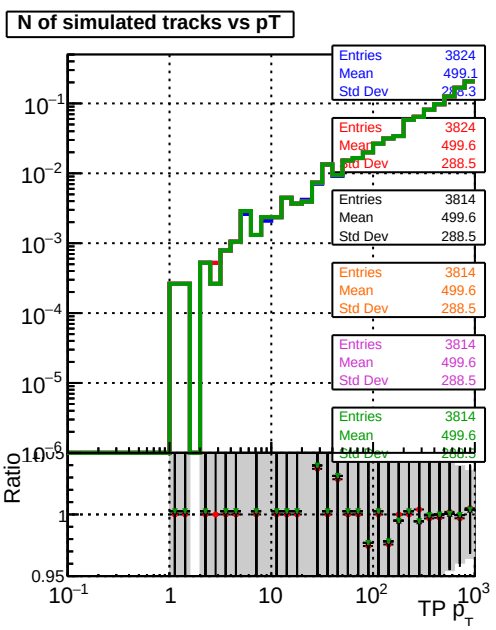
N of simulated tracks vs pT
Entries 3824
Mean 499.1
Entries 3824
Mean 499.6
Std Dev 288.5
Entries 3814
Mean 499.6
Std Dev 288.5
Entries 3814
Mean 499.6
Std Dev 288.5
Entries 3814
Mean 499.6
Ratio
TP p_T

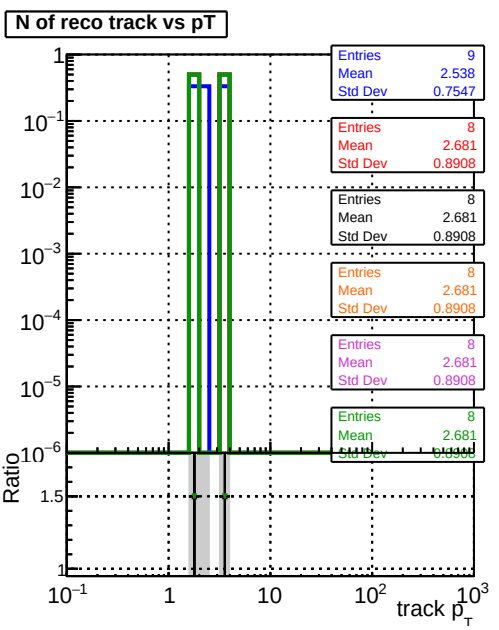
N of reco track vs pT
Entries 9
Mean 2.538
Std Dev 0.7547
Entries 8
Mean 2.681
Std Dev 0.8908
Entries 8
Mean 2.681
Std Dev 0.8908
Entries 8
Mean 2.681
Std Dev 0.8908
Entries 8
Mean 2.681
Ratio
track p_T