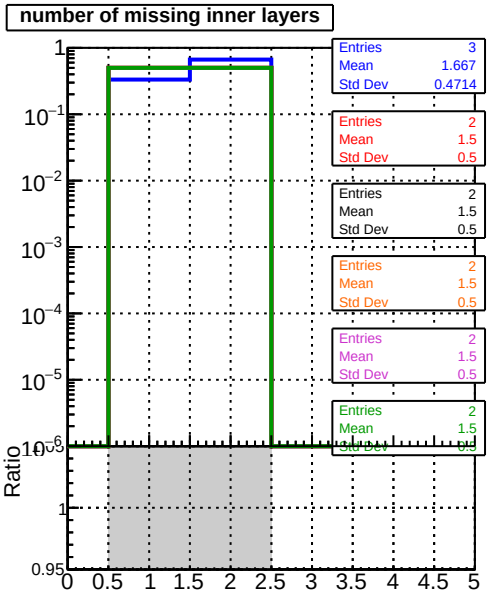
number of missing inner layers
Entries 3
Mean 1.667
Std Dev 0.4714
Entries 2
Mean 1.5
Std Dev 0.5
Entries 2
Mean 1.5
Std Dev 0.5
Entries 2
Mean 1.5
Std Dev 0.5
Entries 2
Mean 1.5
Std Dev 0.5
Entries 2
Mean 1.5
Ratio

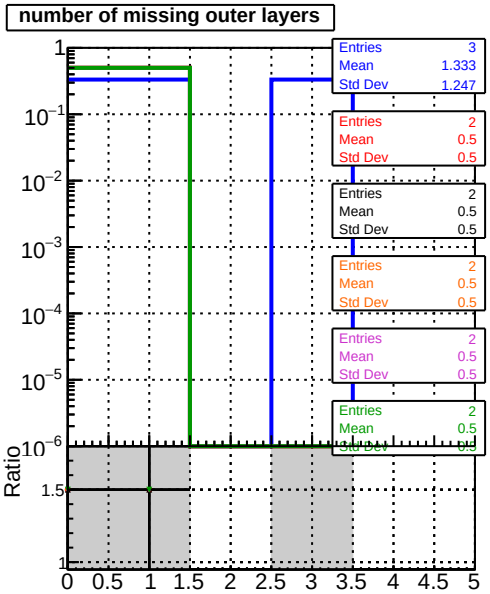
number of missing outer layers
Entries 3
Mean 1.333
Std Dev 1.247
Entries 2
Mean 0.5
Std Dev 0.5
Entries 2
Mean 0.5
Std Dev 0.5
Entries 2
Mean 0.5
Std Dev 0.5
Entries 2
Mean 0.5
Std Dev 0.5
Entries 2
Mean 0.5
Ratio

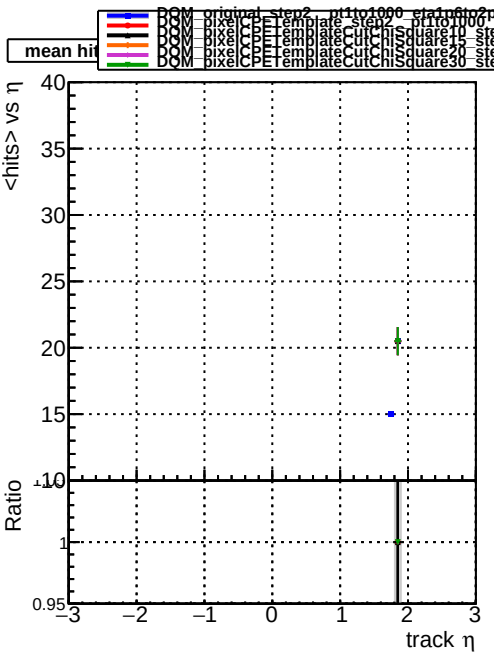
DQM_original_step2__pt1to1000__eta1p6to2p0
DQM_pixelCPETemplate_step2__pt1to1000__eta1p6to2p0
DQM_pixelCPETemplateCutChiSquare10_step2__pt1to1000__eta1p6to2p0
DQM_pixelCPETemplateCutChiSquare15_step2__pt1to1000__eta1p6to2p0
DQM_pixelCPETemplateCutChiSquare20_step2__pt1to1000__eta1p6to2p0
DQM_pixelCPETemplateCutChiSquare30_step2__pt1to1000__eta1p6to2p0
mean hit
<hits> vs η
Ratio
track η

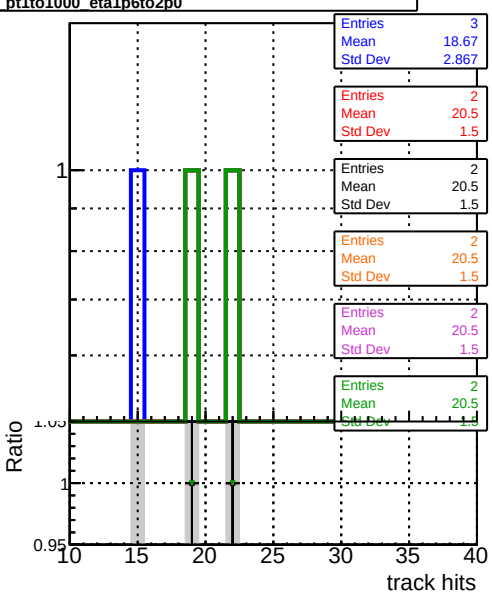
Entries 3
Mean 18.67
Std Dev 2.867
Entries 2
Mean 20.5
Std Dev 1.5
Entries 2
Mean 20.5
Std Dev 1.5
Entries 2
Mean 20.5
Std Dev 1.5
Entries 2
Mean 20.5
Ratio
track hits

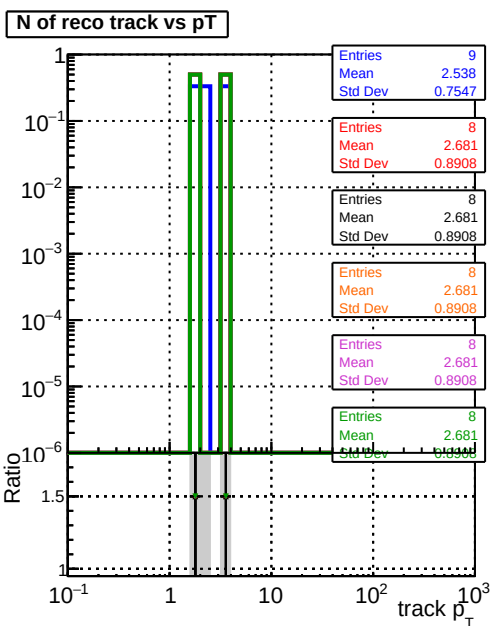
N of reco track vs pT
Entries 9
Mean 2.538
Std Dev 0.7547
Entries 8
Mean 2.681
Std Dev 0.8908
Entries 8
Mean 2.681
Std Dev 0.8908
Entries 8
Mean 2.681
Std Dev 0.8908
Entries 8
Mean 2.681
Ratio
track p_T