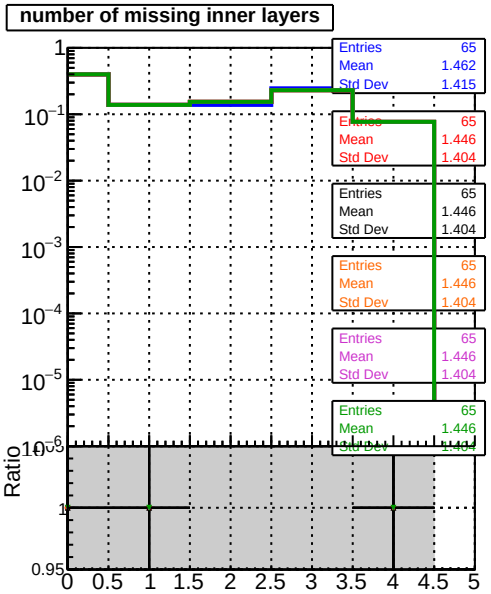
number of missing inner layers
Entries 65
Mean 1.462
Std Dev 1.415
Entries 65
Mean 1.446
Std Dev 1.404
Entries 65
Mean 1.446
Std Dev 1.404
Entries 65
Mean 1.446
Std Dev 1.404
Entries 65
Mean 1.446
Std Dev 1.404
Entries 65
Mean 1.446
Ratio

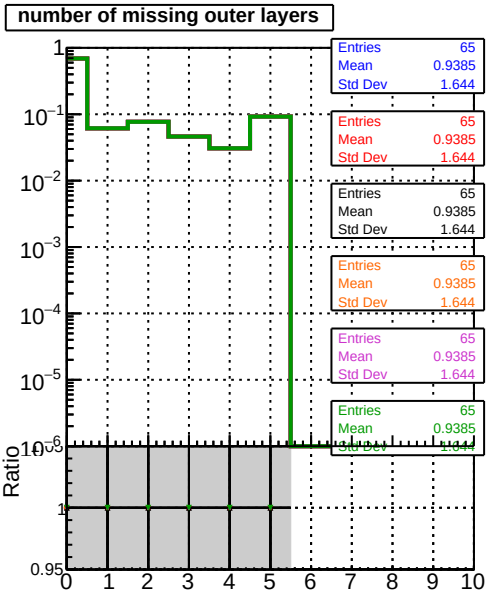
number of missing outer layers
Entries 65
Mean 0.9385
Std Dev 1.644
Entries 65
Mean 0.9385
Std Dev 1.644
Entries 65
Mean 0.9385
Std Dev 1.644
Entries 65
Mean 0.9385
Std Dev 1.644
Entries 65
Mean 0.9385
Ratio

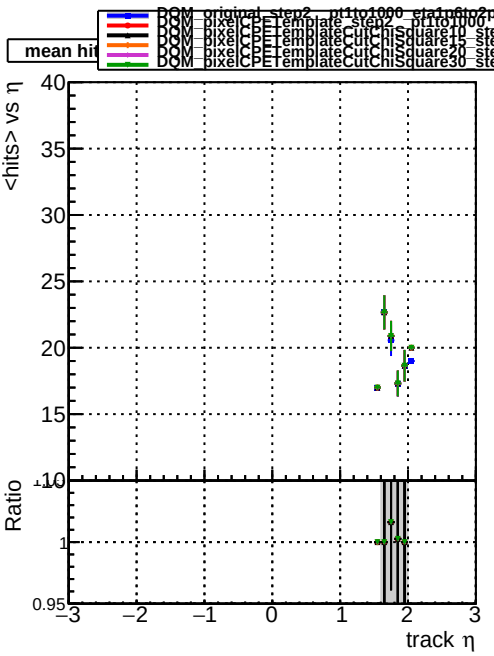
DQM_original_step2__pt1to1000__eta1p6to2p0
DQM_pixelCPETemplate_step2__pt1to1000__eta1p6to2p0
DQM_pixelCPETemplateCutChiSquare10_step2__pt1to1000__eta1p6to2p0
DQM_pixelCPETemplateCutChiSquare15_step2__pt1to1000__eta1p6to2p0
DQM_pixelCPETemplateCutChiSquare20_step2__pt1to1000__eta1p6to2p0
DQM_pixelCPETemplateCutChiSquare30_step2__pt1to1000__eta1p6to2p0
mean hit
<hits> vs η
Ratio
track η

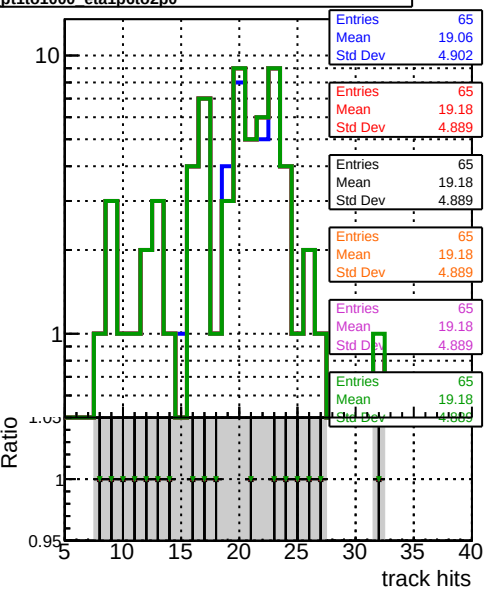
Entries 65
Mean 19.06
Std Dev 4.902
Entries 65
Mean 19.18
Std Dev 4.889
Entries 65
Mean 19.18
Std Dev 4.889
Entries 65
Mean 19.18
Std Dev 4.889
Entries 65
Mean 19.18
Ratio
track hits

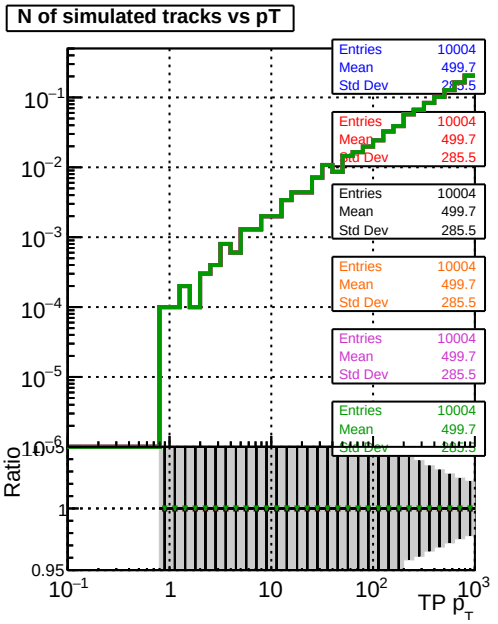
N of simulated tracks vs pT
Entries 10004
Mean 499.7
Std Dev 285.5
Entries 10004
Mean 499.7
Std Dev 285.5
Entries 10004
Mean 499.7
Std Dev 285.5
Entries 10004
Mean 499.7
Std Dev 285.5
Entries 10004
Mean 499.7
Ratio
TP p_T

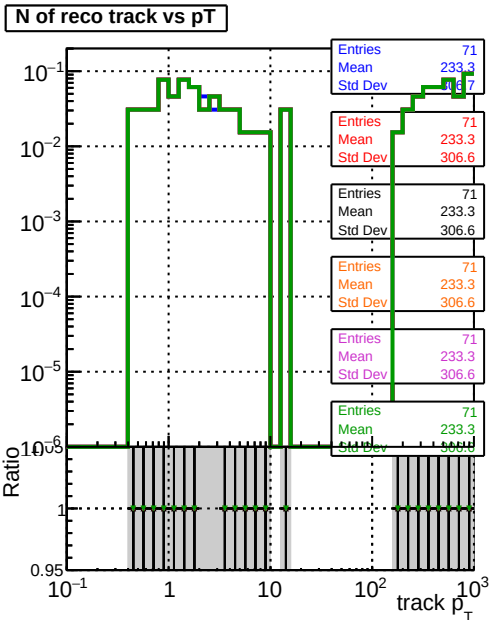
N of reco track vs pT
Entries 71
Mean 233.3
Std Dev 306.6
Entries 71
Mean 233.3
Std Dev 306.6
Entries 71
Mean 233.3
Std Dev 306.6
Entries 71
Mean 233.3
Std Dev 306.6
Entries 71
Mean 233.3
Ratio
track p_T