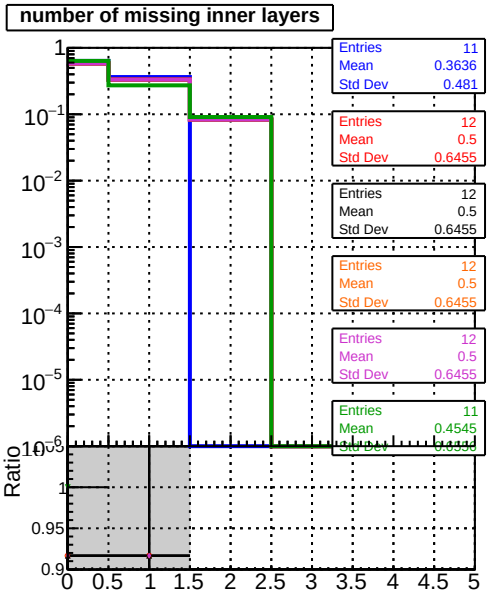
number of missing inner layers
Entries 11
Mean 0.3636
Std Dev 0.481
Entries 12
Mean 0.5
Std Dev 0.6455
Entries 11
Mean 0.4545
Ratio

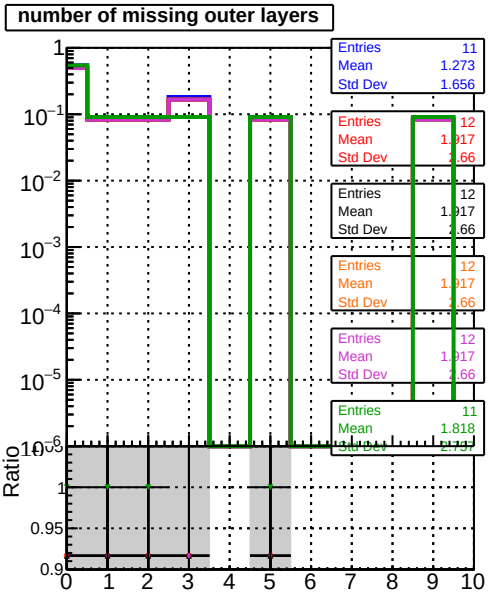
number of missing outer layers
Entries 11
Mean 1.273
Std Dev 1.656
Entries 11
Mean 1.818
Ratio

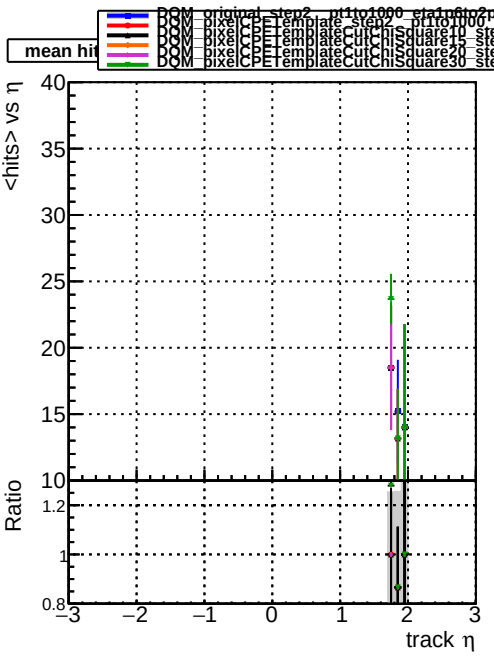
DQM_original_step2__pt1to1000__eta1p6to2p0
DQM_pixelCPETemplate_step2__pt1to1000__eta1p6to2p0
DQM_pixelCPETemplateCutChiSquare10_step2__pt1to1000__eta1p6to2p0
DQM_pixelCPETemplateCutChiSquare15_step2__pt1to1000__eta1p6to2p0
DQM_pixelCPETemplateCutChiSquare20_step2__pt1to1000__eta1p6to2p0
DQM_pixelCPETemplateCutChiSquare30_step2__pt1to1000__eta1p6to2p0
<hits> vs η
Ratio
track η

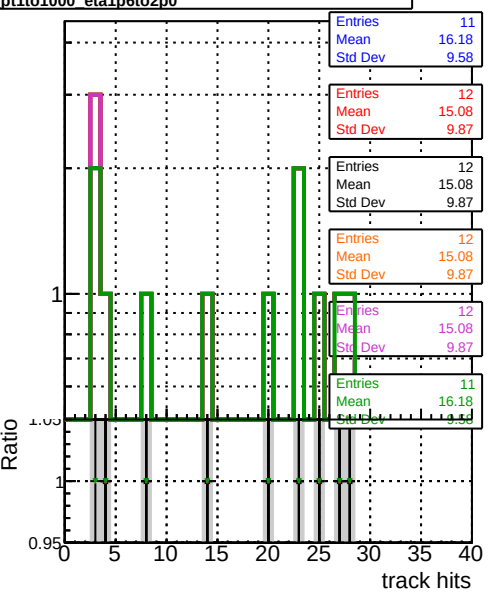
Entries 11
Mean 16.18
Std Dev 9.58
Entries 12
Mean 15.08
Std Dev 9.87
Entries 11
Mean 16.18
Ratio
track hits

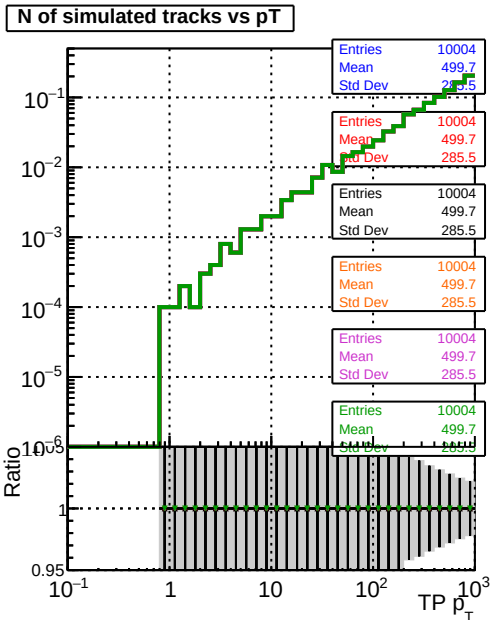
N of simulated tracks vs pT
Entries 10004
Mean 499.7
Std Dev 285.5
Ratio
TP p_T

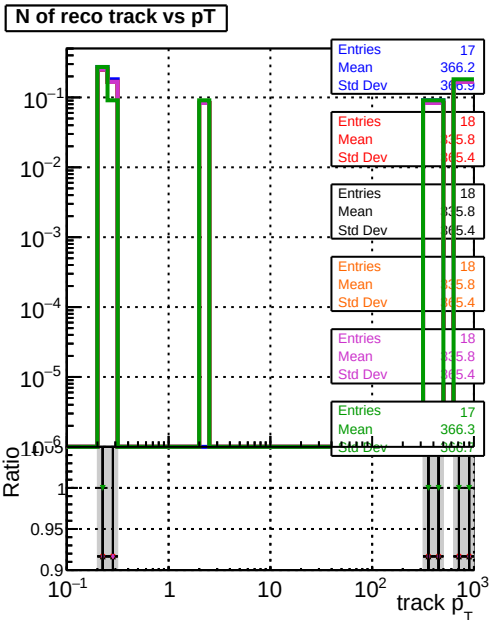
N of reco track vs pT
Entries 17
Mean 366.2
Entries 18
Entries 17
Mean 366.3
Ratio
track p_T