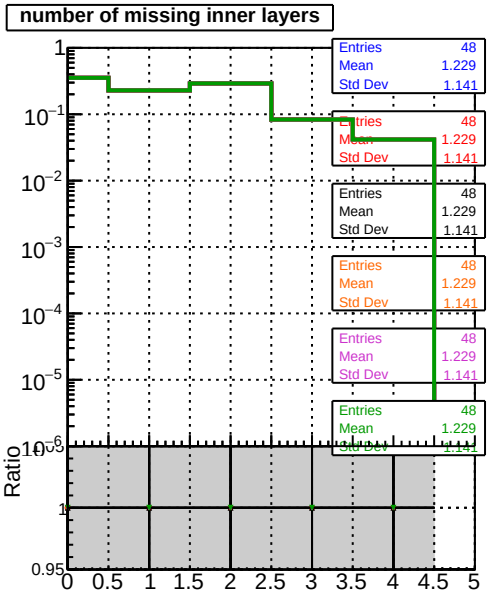
number of missing inner layers
Entries 48
Mean 1.229
Std Dev 1.141
Ratio

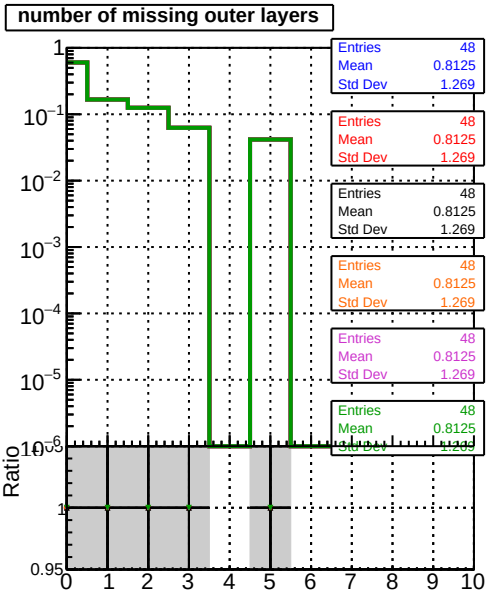
number of missing outer layers
Entries 48
Mean 0.8125
Std Dev 1.269
Ratio

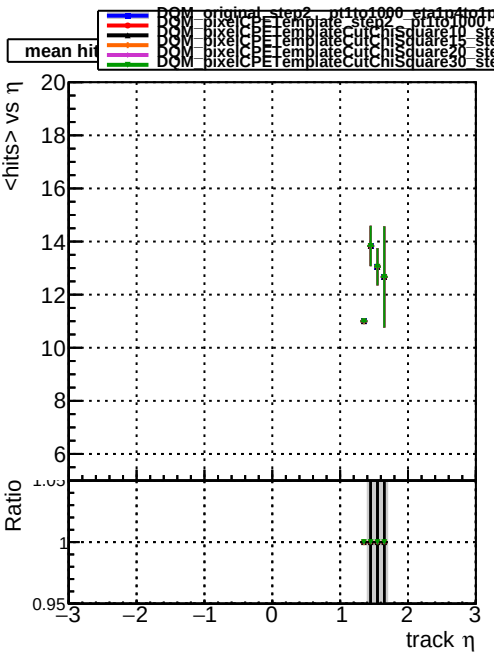
DQM_original_step2__pt1to1000__eta1p4to1p6
DQM_pixelCPETemplate_step2__pt1to1000__eta1p4to1p6
DQM_pixelCPETemplateCutChiSquare10_step2__pt1to1000__eta1p4to1p6
DQM_pixelCPETemplateCutChiSquare15_step2__pt1to1000__eta1p4to1p6
DQM_pixelCPETemplateCutChiSquare20_step2__pt1to1000__eta1p4to1p6
DQM_pixelCPETemplateCutChiSquare30_step2__pt1to1000__eta1p4to1p6
mean hit
<hits> vs η
Ratio
track η

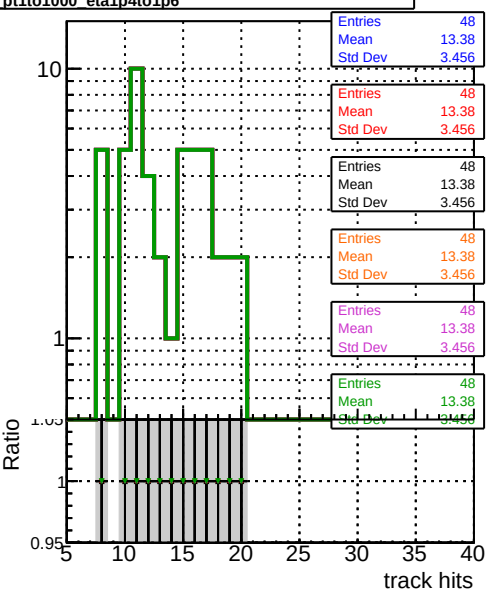
Entries 48
Mean 13.38
Std Dev 3.456
Ratio
track hits

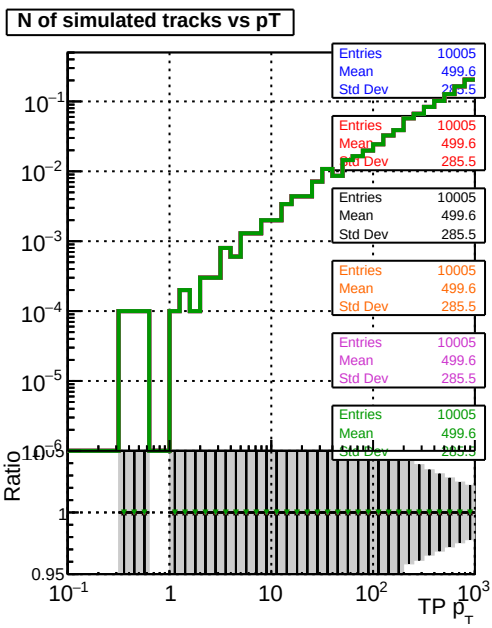
N of simulated tracks vs pT
Entries 10005
Mean 499.6
Std Dev 285.5
Ratio
TP p_T

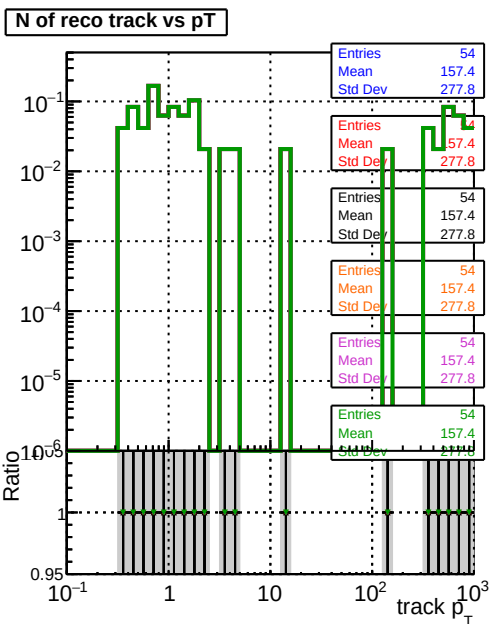
N of reco track vs pT
Entries 54
Mean 157.4
Std Dev 277.8
Ratio
track p_T