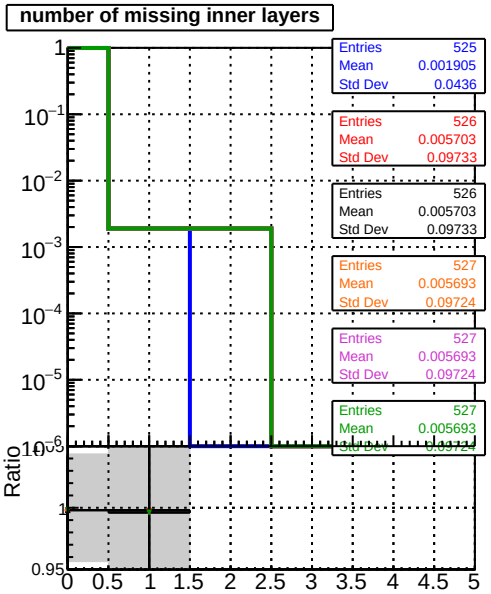
number of missing inner layers
Entries 525
Mean 0.001905
Std Dev 0.0436
Entries 526
Mean 0.005703
Std Dev 0.09733
Entries 526
Mean 0.005703
Std Dev 0.09733
Entries 527
Mean 0.005693
Std Dev 0.09724
Entries 527
Mean 0.005693
Std Dev 0.09724
Entries 527
Mean 0.005693
Ratio

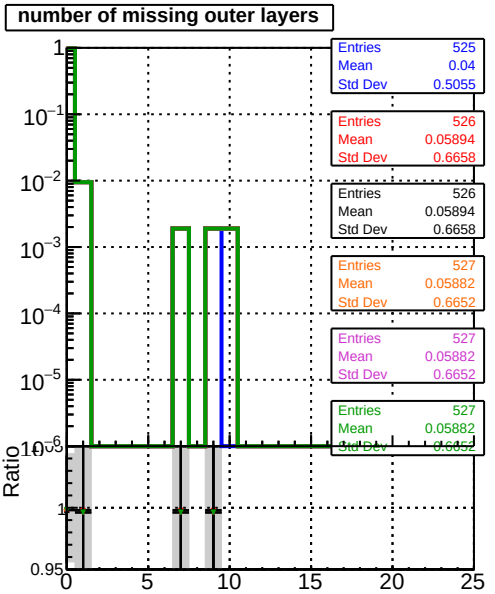
number of missing outer layers
Entries 525
Mean 0.04
Std Dev 0.5055
Entries 526
Mean 0.05894
Std Dev 0.6658
Entries 526
Mean 0.05894
Std Dev 0.6658
Entries 527
Mean 0.05882
Std Dev 0.6652
Entries 527
Mean 0.05882
Std Dev 0.6652
Entries 527
Mean 0.05882
Ratio

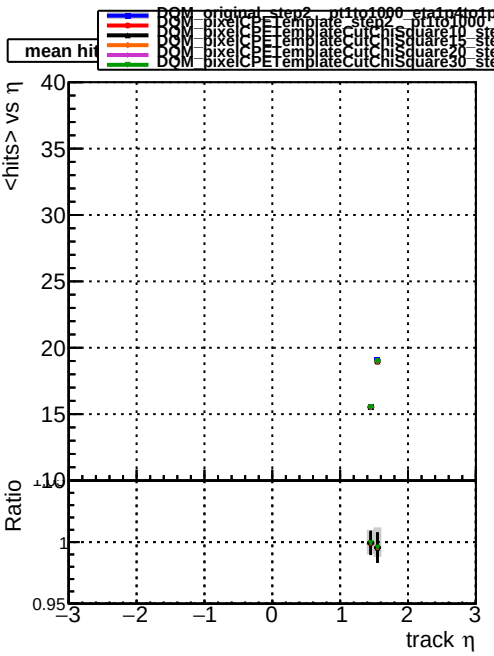
DQM_original_step2__pt1to1000__eta1p4to1p6
DQM_pixelCPETemplate_step2__pt1to1000__eta1p4to1p6
DQM_pixelCPETemplateCutChiSquare10_step2__pt1to1000__eta1p4to1p6
DQM_pixelCPETemplateCutChiSquare15_step2__pt1to1000__eta1p4to1p6
DQM_pixelCPETemplateCutChiSquare20_step2__pt1to1000__eta1p4to1p6
DQM_pixelCPETemplateCutChiSquare30_step2__pt1to1000__eta1p4to1p6
mean hit
<hits> vs η
Ratio
track η

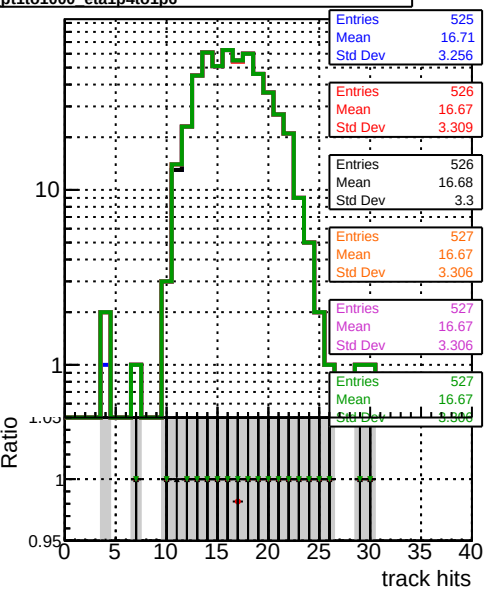
Entries 525
Mean 16.71
Std Dev 3.256
Entries 526
Mean 16.67
Std Dev 3.309
Entries 526
Mean 16.68
Std Dev 3.3
Entries 527
Mean 16.67
Std Dev 3.306
Entries 527
Mean 16.67
Std Dev 3.306
Entries 527
Mean 16.67
Ratio
track hits

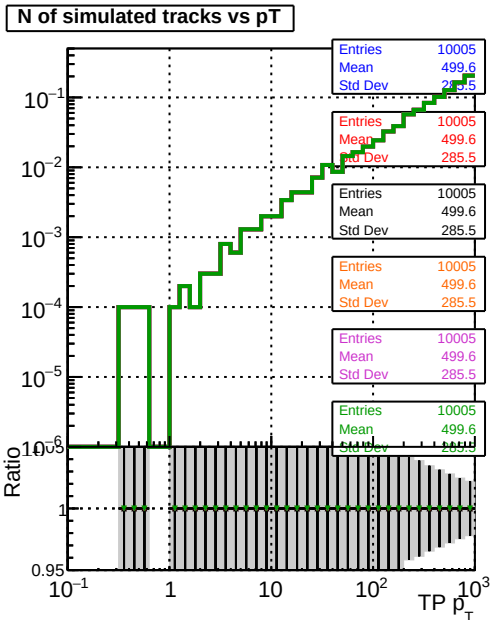
N of simulated tracks vs pT
Entries 10005
Mean 499.6
Entries 10005
Mean 499.6
Std Dev 285.5
Entries 10005
Mean 499.6
Std Dev 285.5
Entries 10005
Mean 499.6
Std Dev 285.5
Entries 10005
Mean 499.6
Ratio
TP p_T

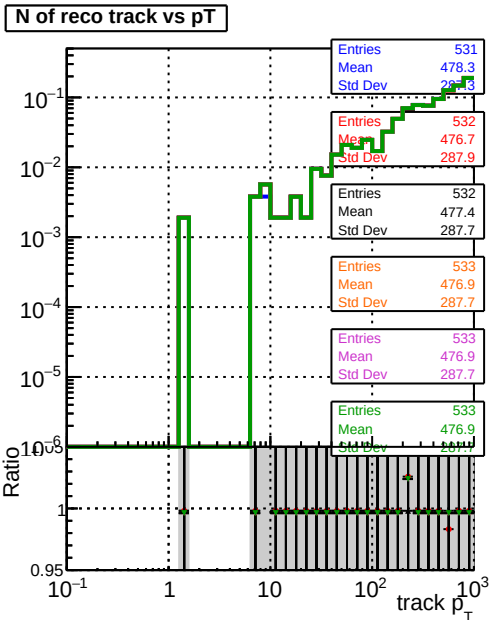
N of reco track vs pT
Entries 531
Mean 478.3
Entries 532
Mean 476.7
Std Dev 287.9
Entries 532
Mean 477.4
Std Dev 287.7
Entries 533
Mean 476.9
Std Dev 287.7
Entries 533
Mean 476.9
Std Dev 287.7
Entries 533
Mean 476.9
Ratio
track p_T