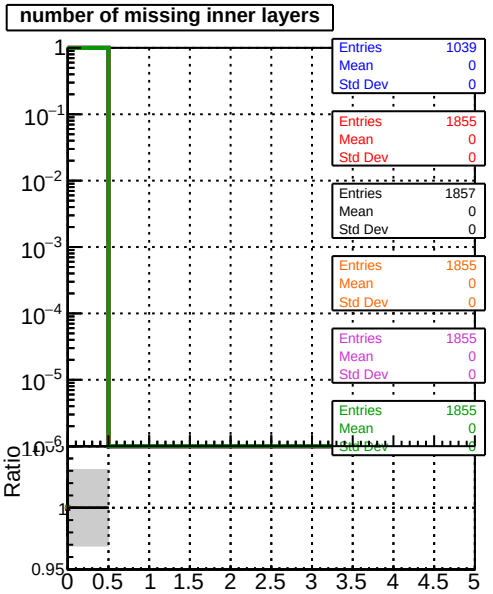
number of missing inner layers
Entries 1039
Mean 0
Std Dev 0
Entries 1855
Mean 0
Std Dev 0
Entries 1857
Mean 0
Std Dev 0
Entries 1855
Mean 0
Std Dev 0
Entries 1855
Mean 0
Std Dev 0
Entries 1855
Mean 0
Ratio

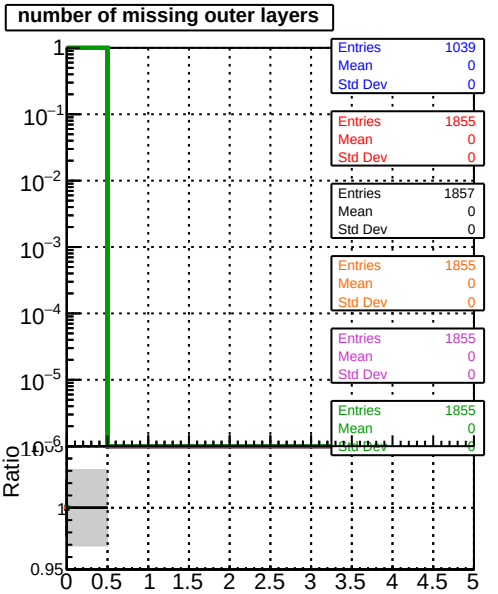
number of missing outer layers
Entries 1039
Mean 0
Std Dev 0
Entries 1855
Mean 0
Std Dev 0
Entries 1857
Mean 0
Std Dev 0
Entries 1855
Mean 0
Std Dev 0
Entries 1855
Mean 0
Std Dev 0
Entries 1855
Mean 0
Ratio

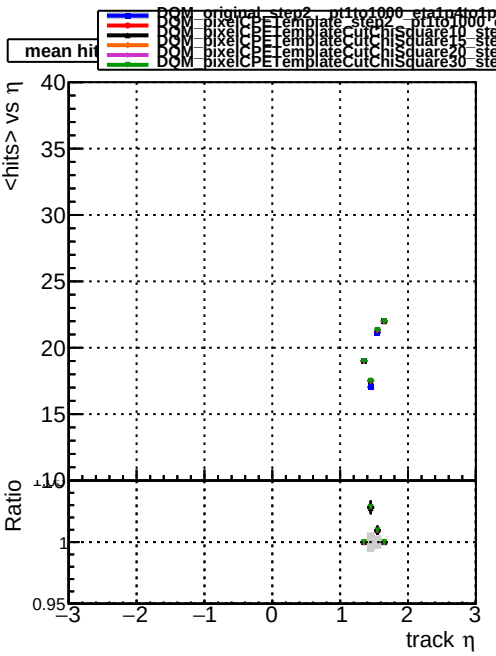
DQM_original_step2__pt1to1000__eta1p4to1p6
DQM_pixelCPETemplate_step2__pt1to1000__eta1p4to1p6
DQM_pixelCPETemplateCutChiSquare10_step2__pt1to1000__eta1p4to1p6
DQM_pixelCPETemplateCutChiSquare15_step2__pt1to1000__eta1p4to1p6
DQM_pixelCPETemplateCutChiSquare20_step2__pt1to1000__eta1p4to1p6
DQM_pixelCPETemplateCutChiSquare30_step2__pt1to1000__eta1p4to1p6
mean hit
<hits> vs η
Ratio
track η

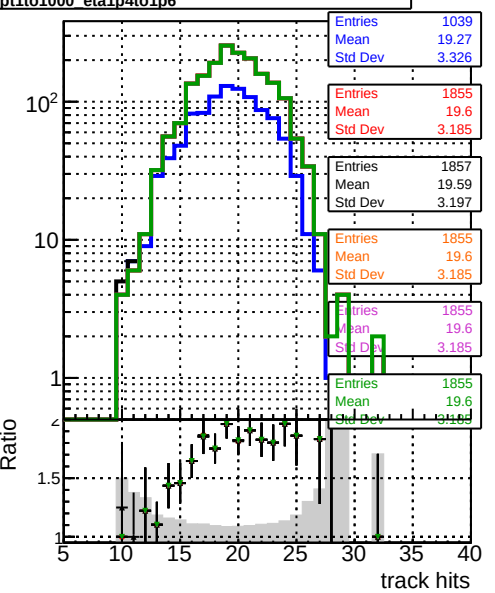
Entries 1039
Mean 19.27
Std Dev 3.326
Entries 1855
Mean 19.6
Std Dev 3.185
Entries 1857
Mean 19.59
Std Dev 3.197
Entries 1855
Mean 19.6
Std Dev 3.185
Entries 1855
Mean 19.6
Std Dev 3.185
Entries 1855
Mean 19.6
Ratio
track hits

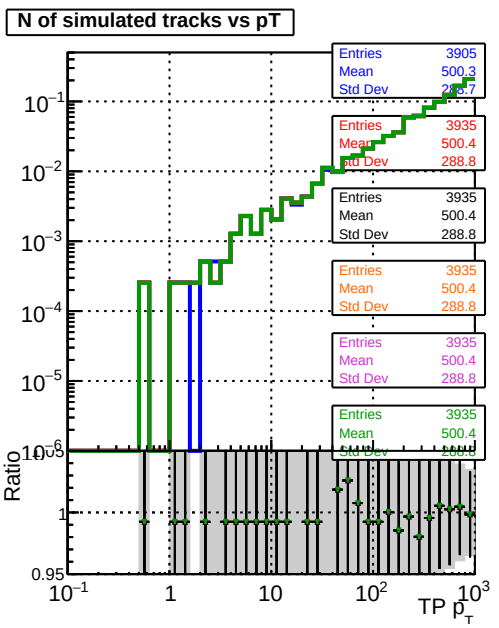
N of simulated tracks vs pT
Entries 3905
Mean 500.3
Entries 3935
Mean 500.4
Std Dev 288.8
Entries 3935
Mean 500.4
Std Dev 288.8
Entries 3935
Mean 500.4
Std Dev 288.8
Entries 3935
Mean 500.4
Ratio
TP p_T

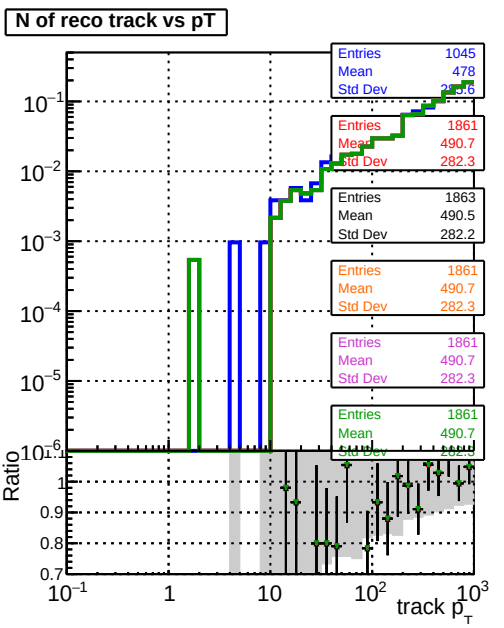
N of reco track vs pT
Entries 1045
Mean 478
Entries 1861
Mean 490.7
Std Dev 282.3
Entries 1863
Mean 490.5
Std Dev 282.2
Entries 1861
Mean 490.7
Std Dev 282.3
Entries 1861
Mean 490.7
Std Dev 282.3
Entries 1861
Mean 490.7
Ratio
track p_T