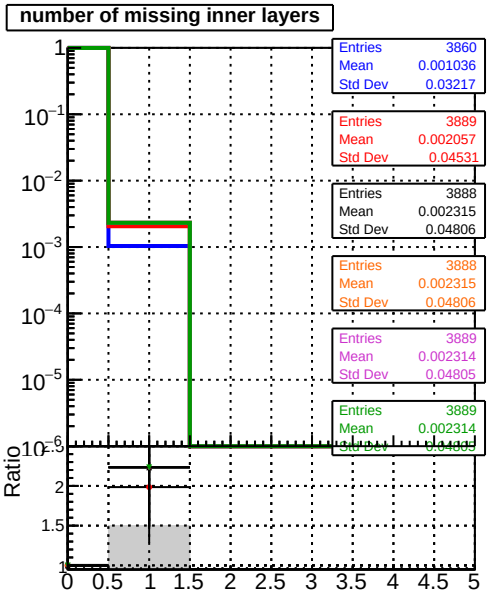
number of missing inner layers
Entries 3860
Mean 0.001036
Std Dev 0.03217
Entries 3889
Mean 0.002057
Std Dev 0.04531
Entries 3888
Mean 0.002315
Std Dev 0.04806
Entries 3888
Mean 0.002315
Std Dev 0.04806
Entries 3889
Mean 0.002314
Std Dev 0.04805
Entries 3889
Mean 0.002314
Ratio

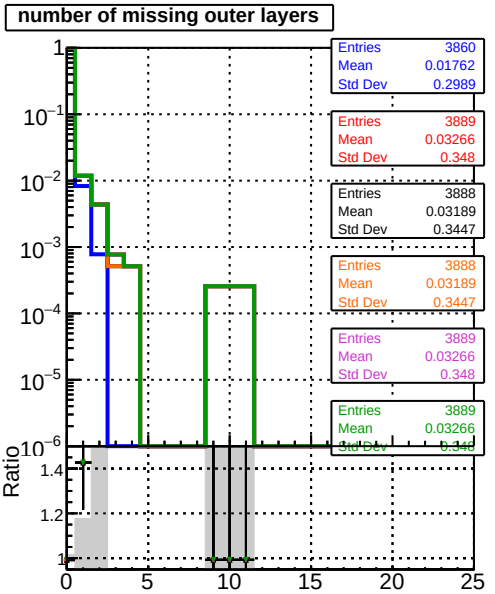
number of missing outer layers
Entries 3860
Mean 0.01762
Std Dev 0.2989
Entries 3889
Mean 0.03266
Std Dev 0.348
Entries 3888
Mean 0.03189
Std Dev 0.3447
Entries 3888
Mean 0.03189
Std Dev 0.3447
Entries 3889
Mean 0.03266
Std Dev 0.348
Entries 3889
Mean 0.03266
Ratio

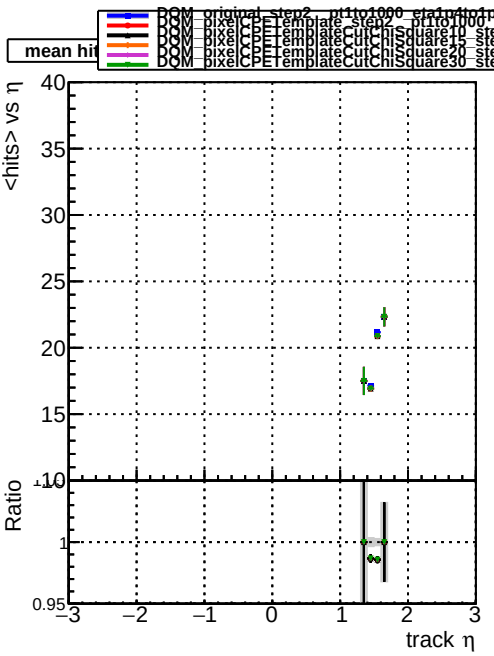
DQM_original_step2__pt1to1000__eta1p4to1p6
DQM_pixelCPETemplate_step2__pt1to1000__eta1p4to1p6
DQM_pixelCPETemplateCutChiSquare10_step2__pt1to1000__eta1p4to1p6
DQM_pixelCPETemplateCutChiSquare15_step2__pt1to1000__eta1p4to1p6
DQM_pixelCPETemplateCutChiSquare20_step2__pt1to1000__eta1p4to1p6
DQM_pixelCPETemplateCutChiSquare30_step2__pt1to1000__eta1p4to1p6
mean hit
<hits> vs η
Ratio
track η

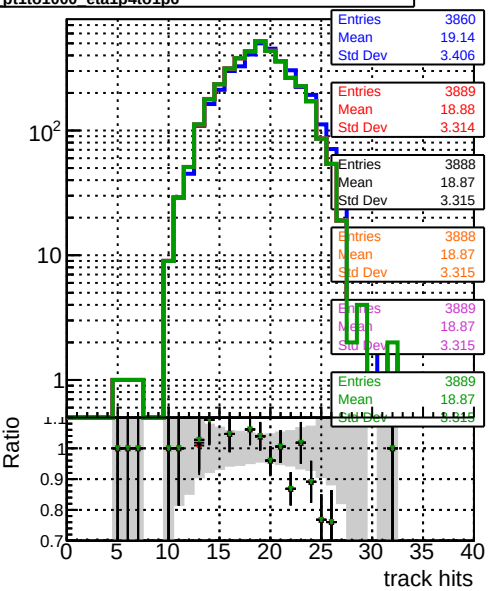
Entries 3860
Mean 19.14
Std Dev 3.406
Entries 3889
Mean 18.88
Std Dev 3.314
Entries 3888
Mean 18.87
Std Dev 3.315
Entries 3888
Mean 18.87
Std Dev 3.315
Entries 3889
Mean 18.87
Std Dev 3.315
Entries 3889
Mean 18.87
Ratio
track hits

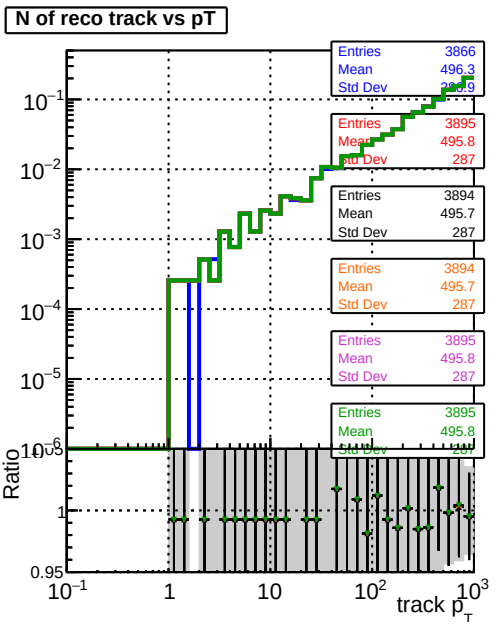
N of reco track vs pT
Entries 3866
Mean 496.3
Entries 3895
Mean 495.8
Std Dev 287
Entries 3894
Mean 495.7
Std Dev 287
Entries 3894
Mean 495.7
Std Dev 287
Entries 3895
Mean 495.8
Std Dev 287
Entries 3895
Mean 495.8
Ratio
track p_T