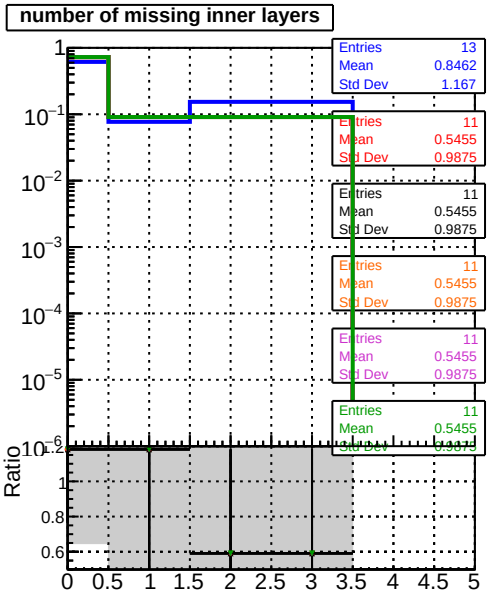
number of missing inner layers
Entries 13
Mean 0.8462
Std Dev 1.167
Entries 11
Mean 0.5455
Std Dev 0.9875
Ratio

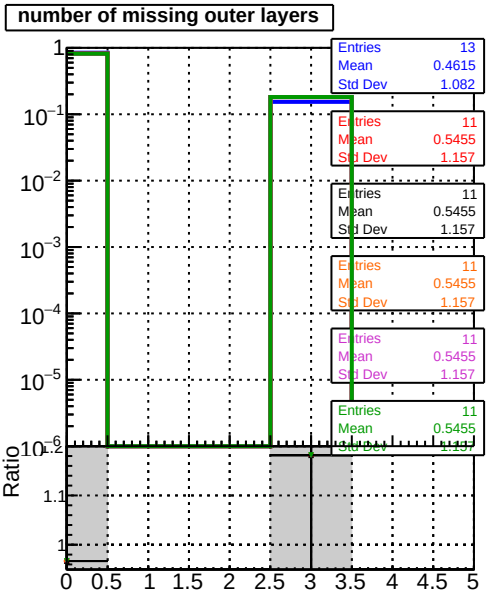
number of missing outer layers
Entries 13
Mean 0.4615
Std Dev 1.082
Entries 11
Mean 0.5455
Std Dev 1.157
Ratio

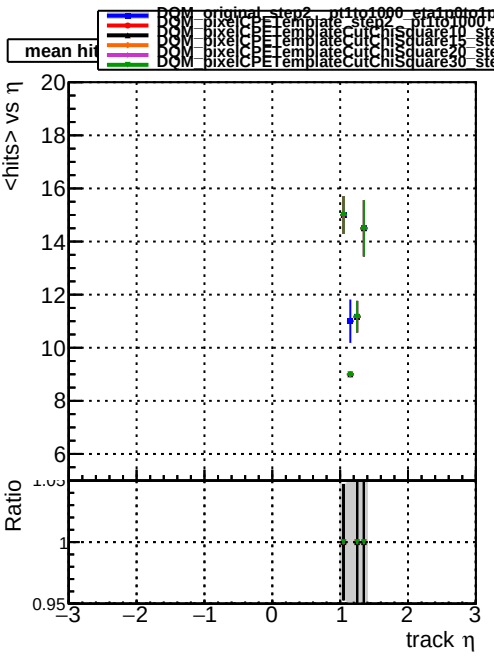
DQM_original_step2__pt1to1000__eta1p0to1p4
DQM_pixelCPETemplate_step2__pt1to1000__eta1p0to1p4
DQM_pixelCPETemplateCutChiSquare10_step2__pt1to1000__eta1p0to1p4
DQM_pixelCPETemplateCutChiSquare15_step2__pt1to1000__eta1p0to1p4
DQM_pixelCPETemplateCutChiSquare20_step2__pt1to1000__eta1p0to1p4
DQM_pixelCPETemplateCutChiSquare30_step2__pt1to1000__eta1p0to1p4
<hits> vs η
Ratio
track η

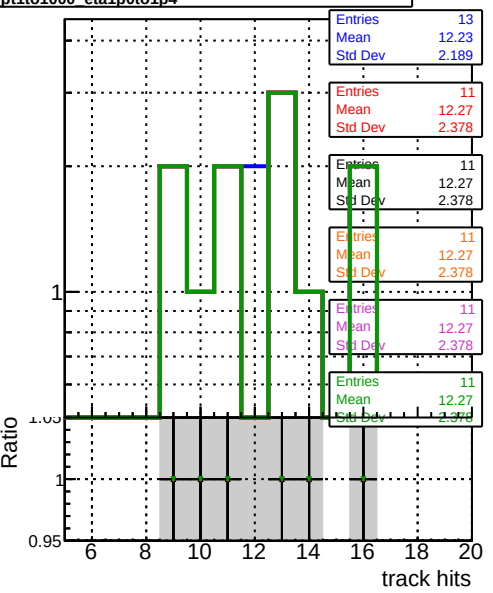
Entries 13
Mean 12.23
Std Dev 2.189
Entries 11
Mean 12.27
Std Dev 2.378
Ratio
track hits

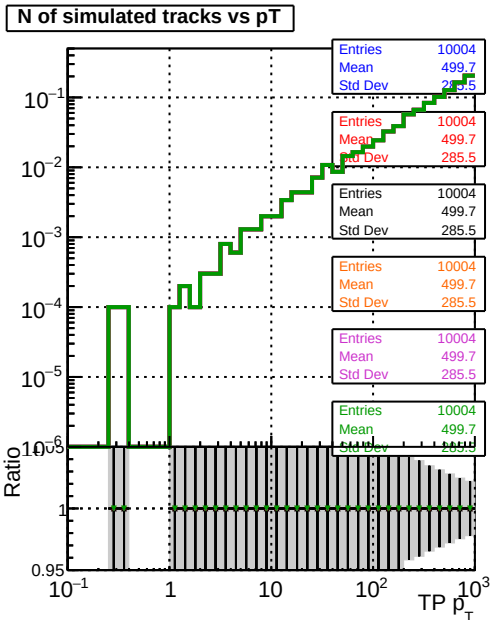
N of simulated tracks vs pT
Entries 10004
Mean 499.7
Std Dev 285.5
Ratio
TP p_T

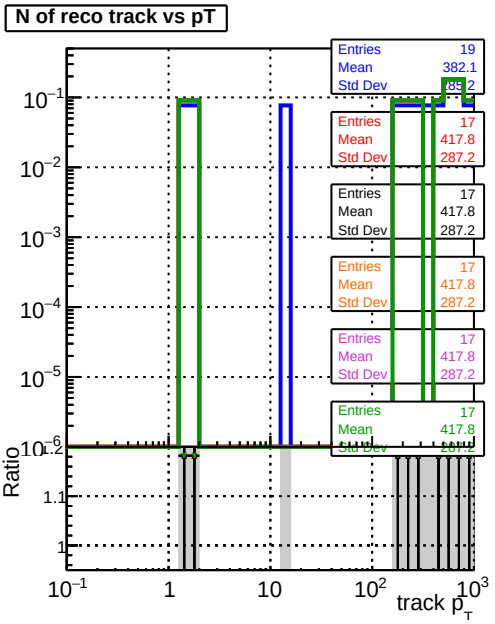
N of reco track vs pT
Entries 19
Mean 382.1
Entries 17
Mean 417.8
Std Dev 287.2
Ratio
track p_T