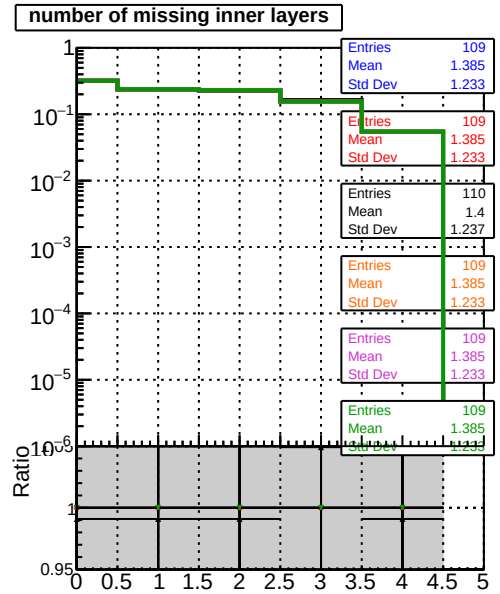
number of missing inner layers
Entries 109
Mean 1.385
Std Dev 1.233
Entries 109
Mean 1.385
Std Dev 1.233
Entries 110
Mean 1.4
Std Dev 1.237
Entries 109
Mean 1.385
Std Dev 1.233
Entries 109
Mean 1.385
Std Dev 1.233
Entries 109
Mean 1.385
Ratio

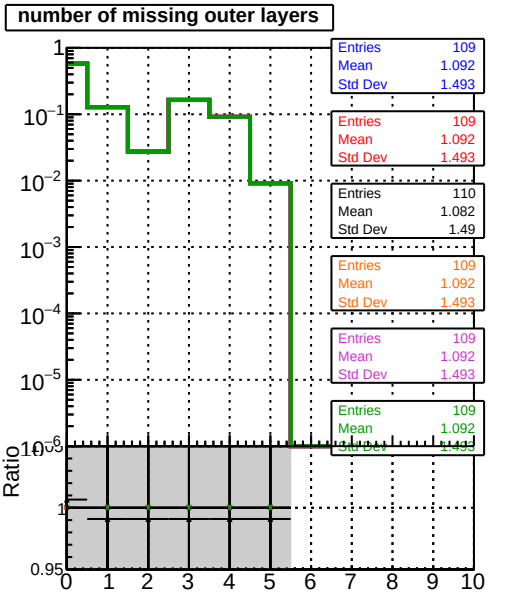
number of missing outer layers
Entries 109
Mean 1.092
Std Dev 1.493
Entries 109
Mean 1.092
Std Dev 1.493
Entries 110
Mean 1.082
Std Dev 1.49
Entries 109
Mean 1.092
Std Dev 1.493
Entries 109
Mean 1.092
Std Dev 1.493
Entries 109
Mean 1.092
Ratio

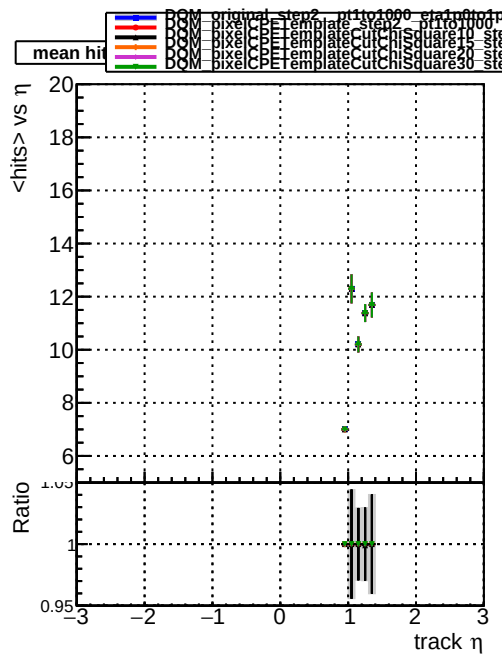
DQM_original_step2__pt1to1000__eta1p0to1p4
DQM_pixelCPETemplate_step2__pt1to1000__eta1p0to1p4
DQM_pixelCPETemplateCutChiSquare10_step2__pt1to1000__eta1p0to1p4
DQM_pixelCPETemplateCutChiSquare15_step2__pt1to1000__eta1p0to1p4
DQM_pixelCPETemplateCutChiSquare20_step2__pt1to1000__eta1p0to1p4
DQM_pixelCPETemplateCutChiSquare30_step2__pt1to1000__eta1p0to1p4
mean hit
<hits> vs η
Ratio
track η

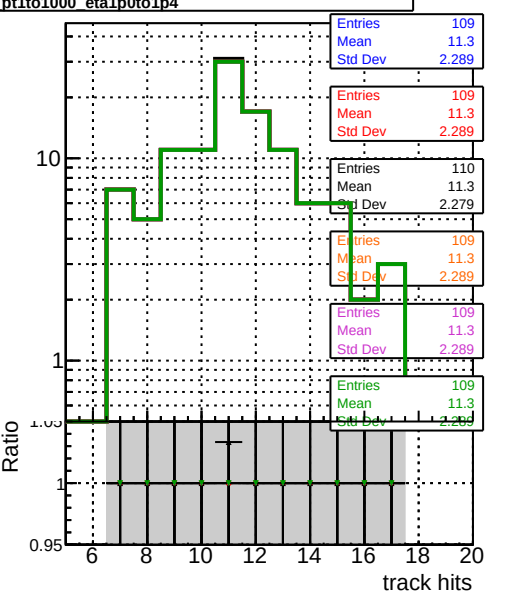
Entries 109
Mean 11.3
Std Dev 2.289
Entries 109
Mean 11.3
Std Dev 2.289
Entries 110
Mean 11.3
Std Dev 2.279
Entries 109
Mean 11.3
Std Dev 2.289
Entries 109
Mean 11.3
Std Dev 2.289
Entries 109
Mean 11.3
Ratio
track hits

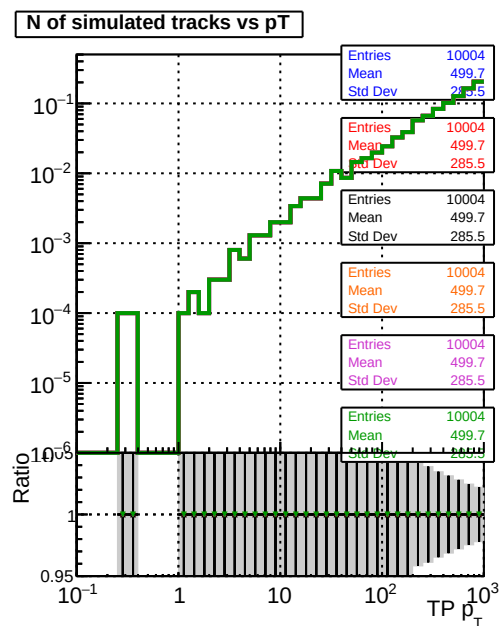
N of simulated tracks vs pT
Entries 10004
Mean 499.7
Std Dev 285.5
Entries 10004
Mean 499.7
Std Dev 285.5
Entries 10004
Mean 499.7
Std Dev 285.5
Entries 10004
Mean 499.7
Std Dev 285.5
Entries 10004
Mean 499.7
Ratio
TP p_T

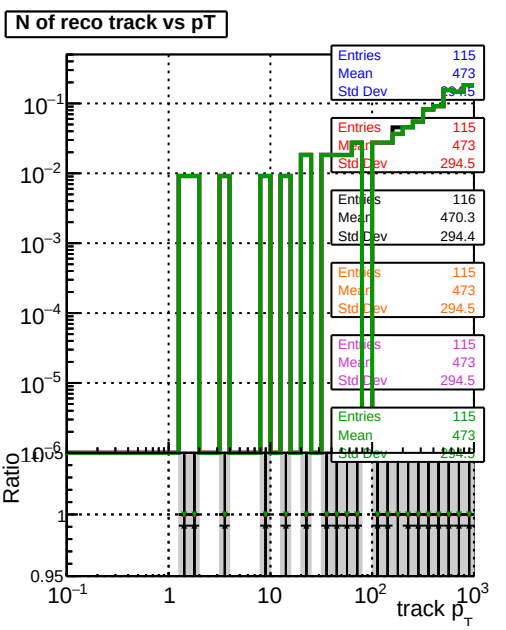
N of reco track vs pT
Entries 115
Mean 473
Std Dev 294.5
Entries 115
Mean 473
Std Dev 294.5
Entries 116
Mean 470.3
Std Dev 294.4
Entries 115
Mean 473
Std Dev 294.5
Entries 115
Mean 473
Std Dev 294.5
Entries 115
Mean 473
Ratio
track p_T