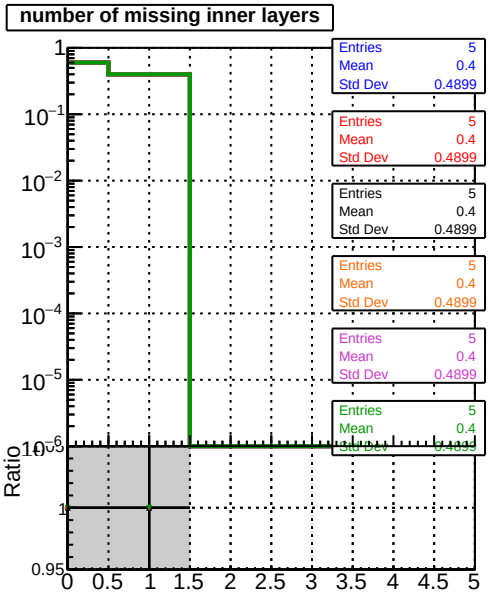
number of missing inner layers
Entries 5
Mean 0.4
Std Dev 0.4899
Ratio

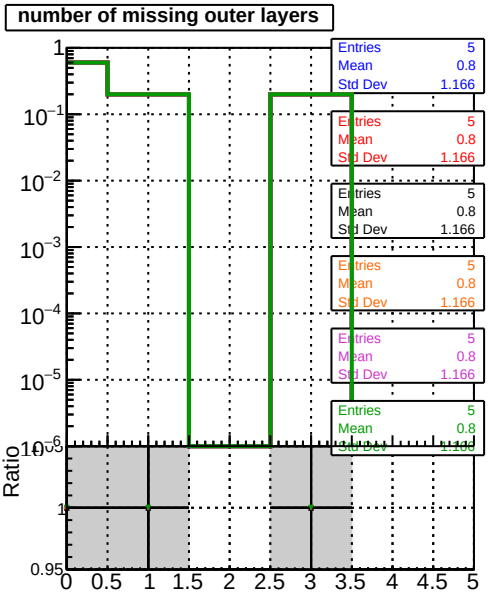
number of missing outer layers
Entries 5
Mean 0.8
Std Dev 1.166
Ratio

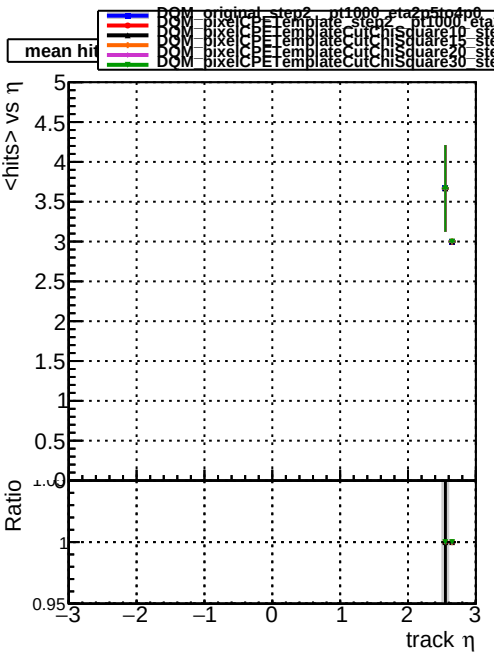
DQM_original_step2__pt1000_eta2p5to4p0
DQM_pixelCPETemplate_step2__pt1000_eta2p5to4p0
DQM_pixelCPETemplateCutChiSquare10_step2__pt1000_eta2p5to4p0
DQM_pixelCPETemplateCutChiSquare15_step2__pt1000_eta2p5to4p0
DQM_pixelCPETemplateCutChiSquare20_step2__pt1000_eta2p5to4p0
DQM_pixelCPETemplateCutChiSquare30_step2__pt1000_eta2p5to4p0
mean hit
<hits> vs η
Ratio
track η

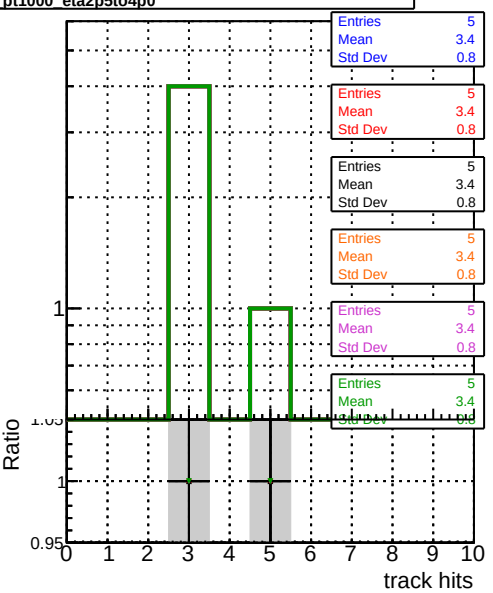
Entries 5
Mean 3.4
Std Dev 0.8
Ratio
track hits

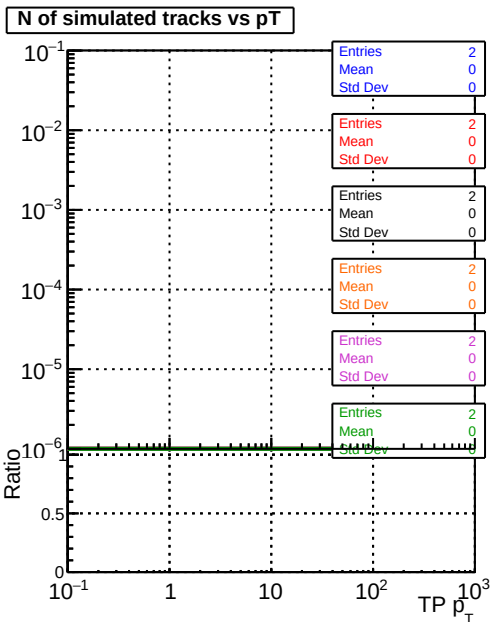
N of simulated tracks vs pT
Entries 2
Mean 0
Std Dev 0
Ratio
TP p_T

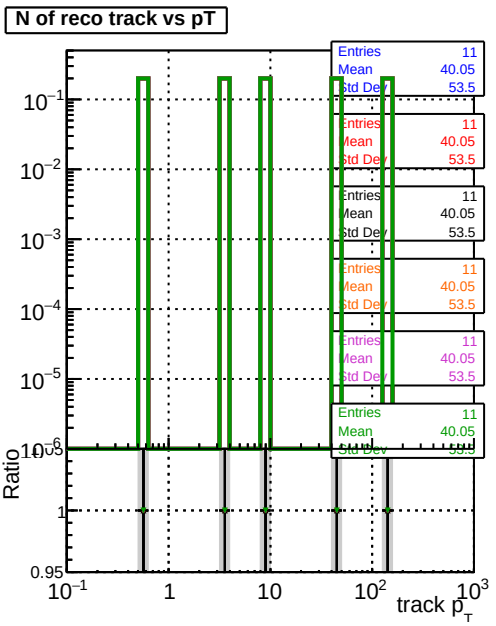
N of reco track vs pT
Entries 11
Mean 40.05
Std Dev 53.5
Ratio
track p_T