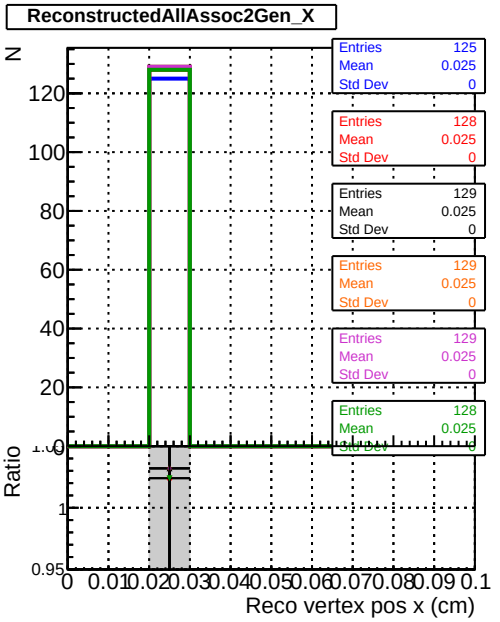
ReconstructedAllAssoc2Gen_X
N
Ratio
Reco vertex pos x (cm)
Entries 125
Mean 0.025
Std Dev 0
Entries 128
Mean 0.025
Std Dev 0
Entries 129
Mean 0.025
Std Dev 0
Entries 129
Mean 0.025
Std Dev 0
Entries 129
Mean 0.025
Std Dev 0
Entries 128
Mean 0.025

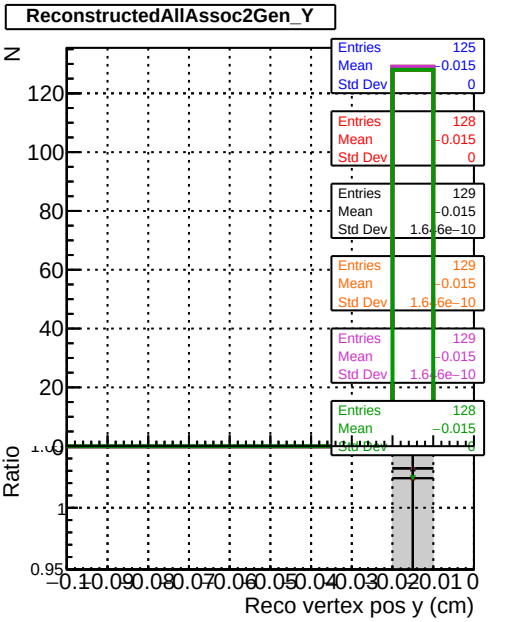
ReconstructedAllAssoc2Gen_Y
N
Ratio
Reco vertex pos y (cm)
Entries 125
Mean −0.015
Std Dev 0
Entries 128
Mean −0.015
Std Dev 0
Entries 129
Mean −0.015
Std Dev 1.6e−10
Entries 129
Mean −0.015
Std Dev 1.6e−10
Entries 129
Mean −0.015
Std Dev 1.6e−10
Entries 128
Mean −0.015

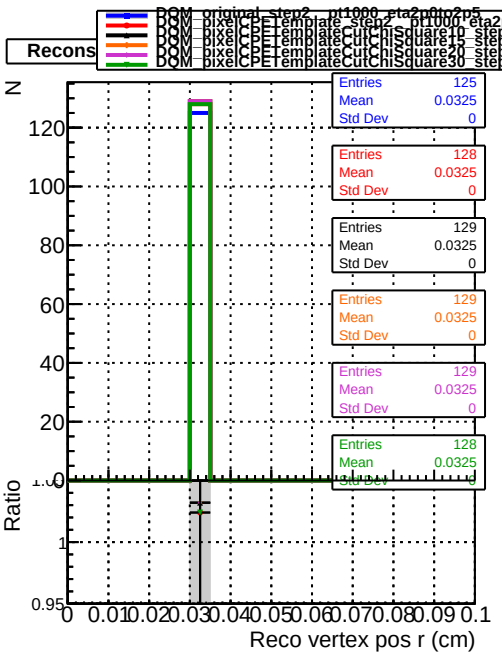
DQM_original_step2__pt1000_eta2p0to2p5
DQM_pixelCPETemplate_step2__pt1000_eta2p0to2p5
DQM_pixelCPETemplateCutChiSquare10_step2__pt1000_eta2p0to2p5
DQM_pixelCPETemplateCutChiSquare15_step2__pt1000_eta2p0to2p5
DQM_pixelCPETemplateCutChiSquare20_step2__pt1000_eta2p0to2p5
DQM_pixelCPETemplateCutChiSquare30_step2__pt1000_eta2p0to2p5
Recons
N
Ratio
Reco vertex pos r (cm)
Entries 125
Mean 0.0325
Std Dev 0
Entries 128
Mean 0.0325
Std Dev 0
Entries 129
Mean 0.0325
Std Dev 0
Entries 129
Mean 0.0325
Std Dev 0
Entries 129
Mean 0.0325
Std Dev 0
Entries 128
Mean 0.0325

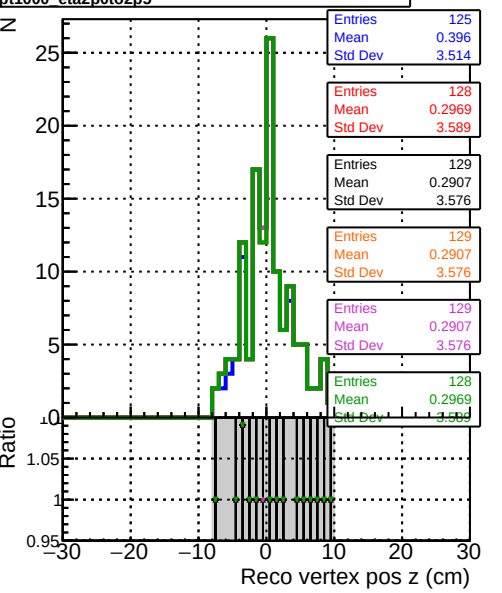
N
Ratio
Reco vertex pos z (cm)
Entries 125
Mean 0.396
Std Dev 3.514
Entries 128
Mean 0.2969
Std Dev 3.589
Entries 129
Mean 0.2907
Std Dev 3.576
Entries 129
Mean 0.2907
Std Dev 3.576
Entries 129
Mean 0.2907
Std Dev 3.576
Entries 128
Mean 0.2969

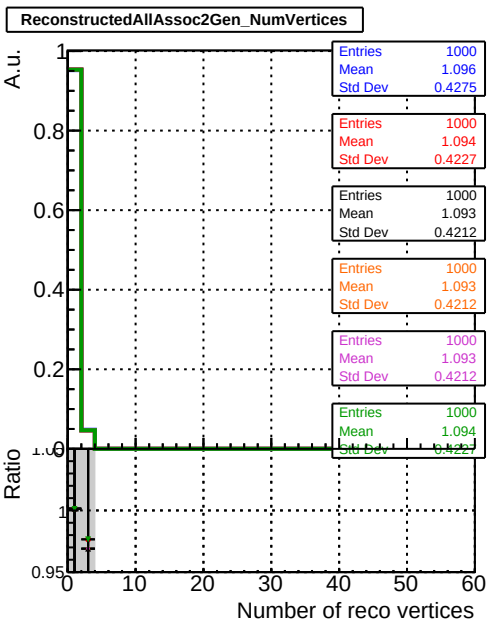
ReconstructedAllAssoc2Gen_NumVertices
A.u.
Ratio
Number of reco vertices
Entries 1000
Mean 1.096
Std Dev 0.4275
Entries 1000
Mean 1.094
Std Dev 0.4227
Entries 1000
Mean 1.093
Std Dev 0.4212
Entries 1000
Mean 1.093
Std Dev 0.4212
Entries 1000
Mean 1.093
Std Dev 0.4212
Entries 1000
Mean 1.094

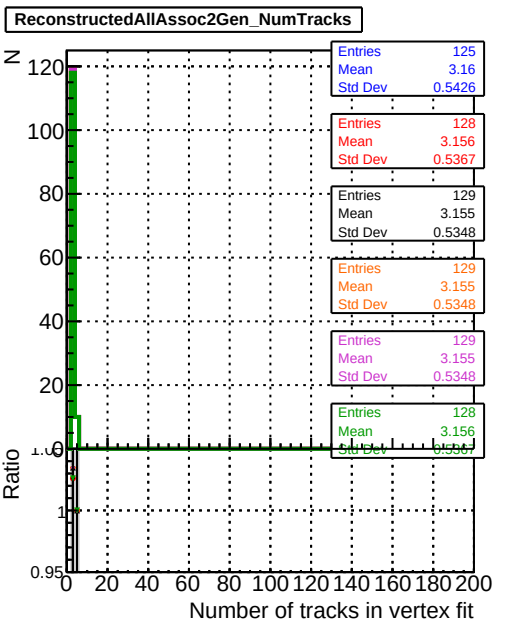
ReconstructedAllAssoc2Gen_NumTracks
N
Ratio
Number of tracks in vertex fit
Entries 125
Mean 3.16
Std Dev 0.5426
Entries 128
Mean 3.156
Std Dev 0.5367
Entries 129
Mean 3.155
Std Dev 0.5348
Entries 129
Mean 3.155
Std Dev 0.5348
Entries 129
Mean 3.155
Std Dev 0.5348
Entries 128
Mean 3.156